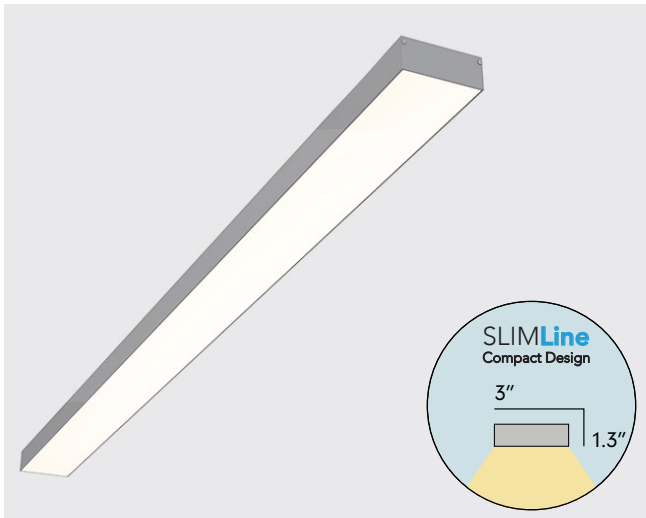


## Linear LED Fixture Spec Sheet



Our **LVLBP8** is a low-voltage 3" wide linear light fixture that can be directly mounted to any surface type, and is suitable for a wide range of general or decorative lighting applications. Its sleek and modern brushed aluminum housing makes it adaptable to any space or design. It can be used in residences, offices, retail spaces, hotels, restaurants, and more. It comes in a sleek brushed aluminum finish and is available in (3) standard color temperatures, this surface mounted linear light offers unmatched versatility.

### Features

- 12-24VDC Input.
- 0-10V **Dimmable**.
- 90+ **CRI** Standard, 95+ available.
- 70 **lumens/ft**.
- Suspension Kits Included!
- **Waterproof Available Upon Request.**
- Made in the **USA** Quick Ship!
- **UL-Listed.**

### Typical Lumen Table

Product Size	SO	HO
2ft	608 LM / 10W	1,115 LM / 19W
4ft	1,164 LM / 18W	2,136 LM / 35W
6ft	1,721 LM / 27W	3,158 LM / 52W
8ft	2,278 LM / 35W	4,180 LM / 69W

\*Based on standard sizes with 4000K Color Temperature

### Specifications

\*[XX] denotes color temperature

Part#	LVLBP8-XX-YY-ZZ
Sizes	2ft, 4ft, 6ft, 8ft Custom
Input Voltage	12VDC or 24VDC
Light Output	SO: 304 Lumens/ft HO: 558 Lumens/ft
Efficiency	66 Lumens/Watt, 62 Lumens/Watt (White)
Color Rendering	>90 CRI, >95 CRI
Environment	Suitable for Dry or Damp Locations
Warranty	5-Year
Lifetime	70,000+Hours
Listings	UL-Listed
Dimming	0-10V Dimmable, Phase/TRIAC
Light Distribution	Down Light

### Available Colors



3000K  
Warm White



4000K  
Natural White



6000K  
Bright White

\*Custom Available Upon Request

### Finish Options

Standard



Satin  
Aluminum

Custom



Ruby Red  
RAL #3003



Traffic Yellow  
RAL #1023



Bright Orange  
RAL #2009



Island Skye  
RAL #6027



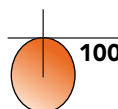
Beige  
RAL #1001

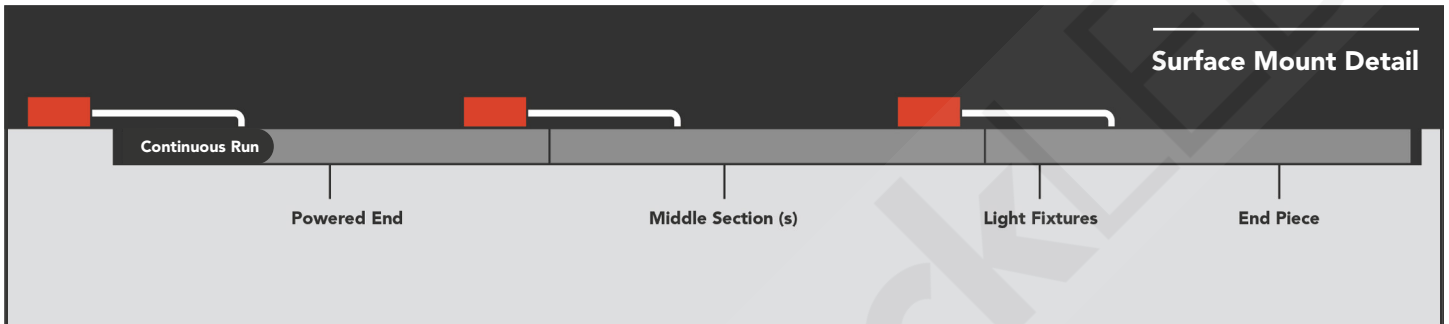


Sky Blue  
RAL #5015

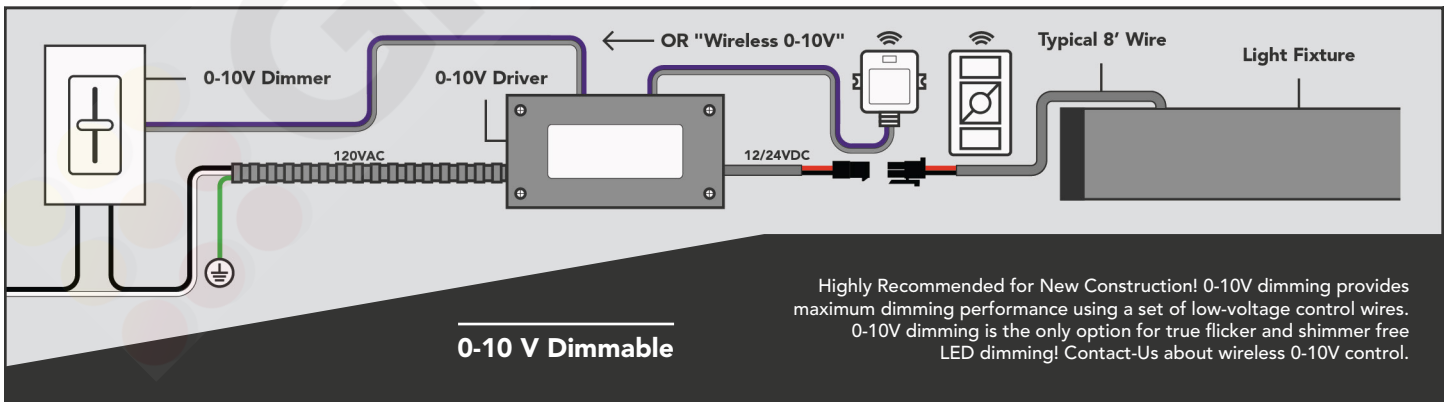
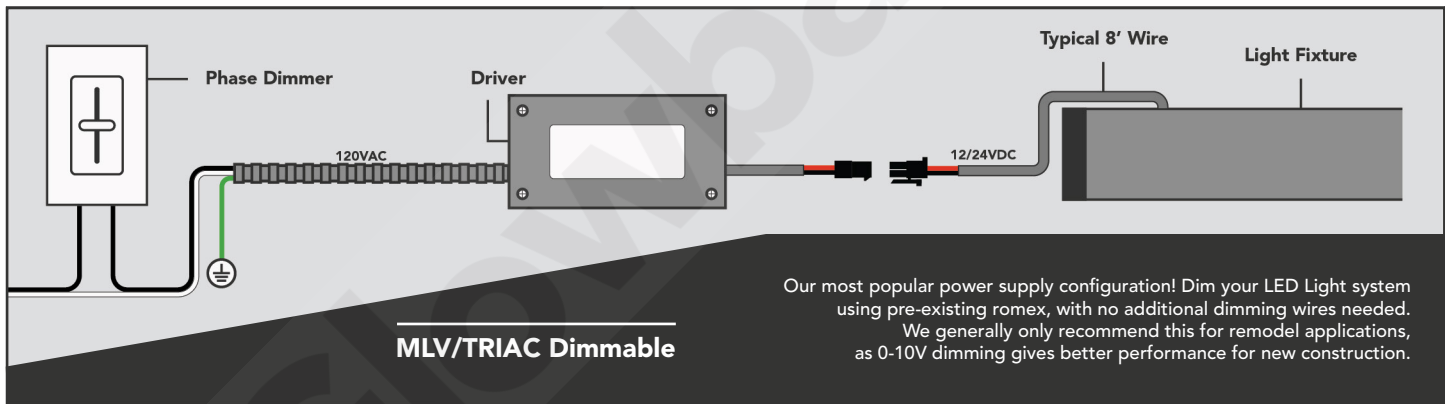
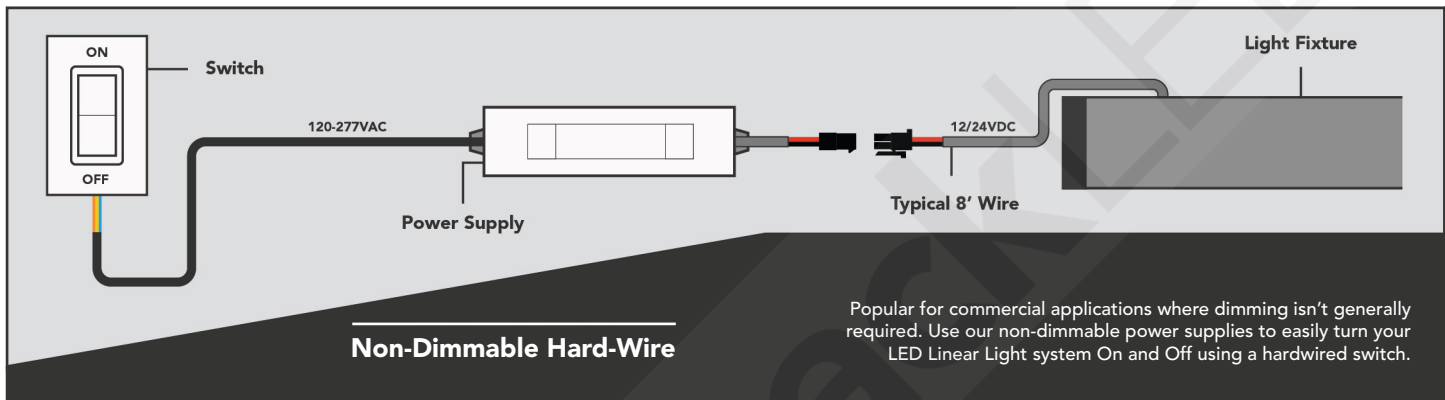
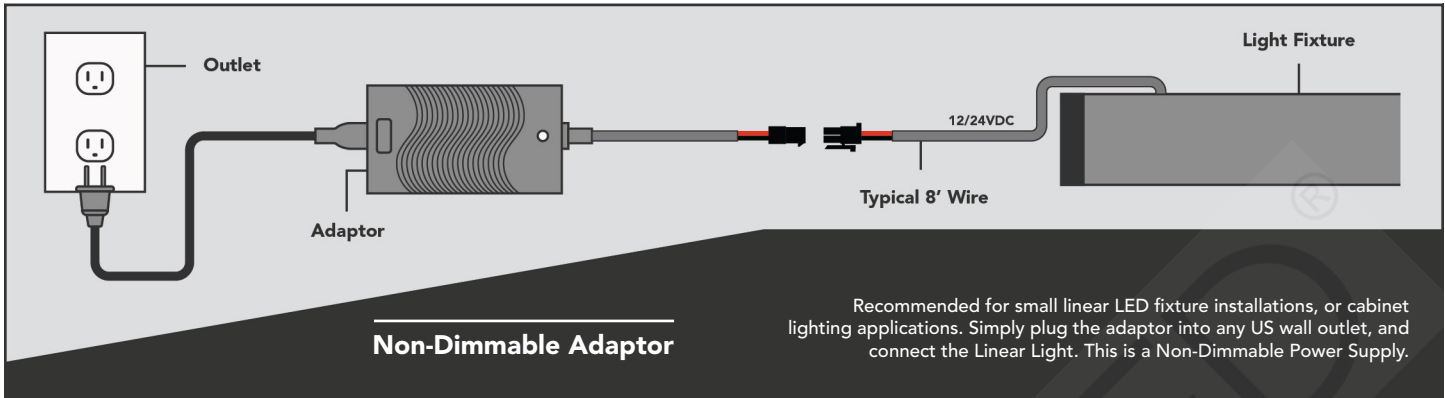
\*Extended lead times for custom RAL finishes. Any RAL color can be selected in addition to the one shown

### Light Distribution

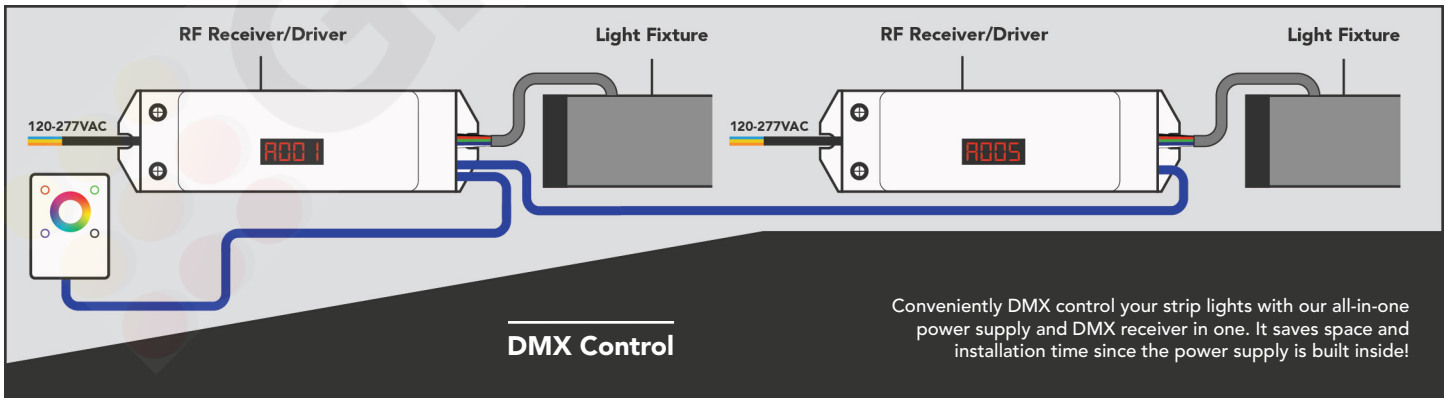
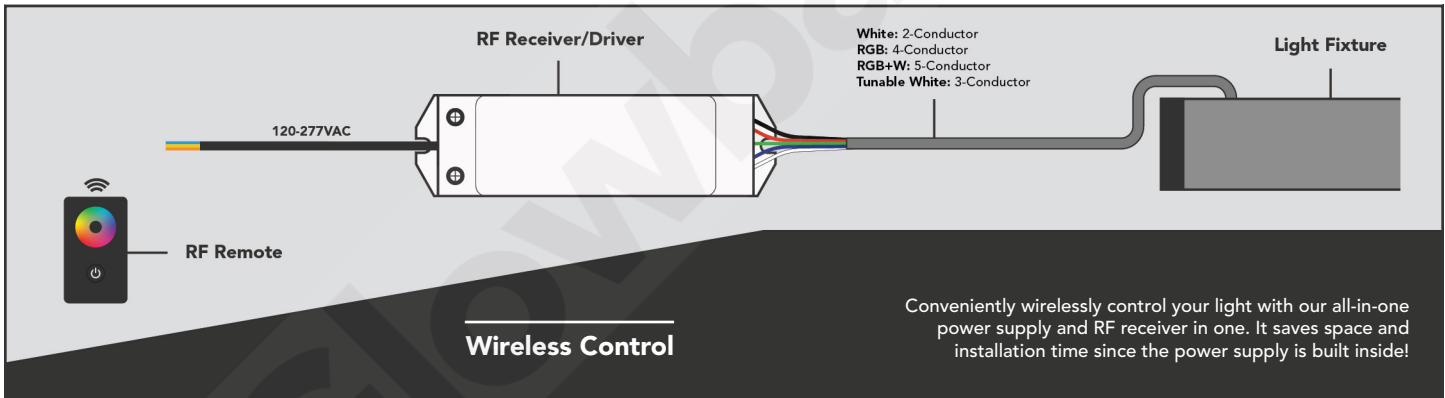
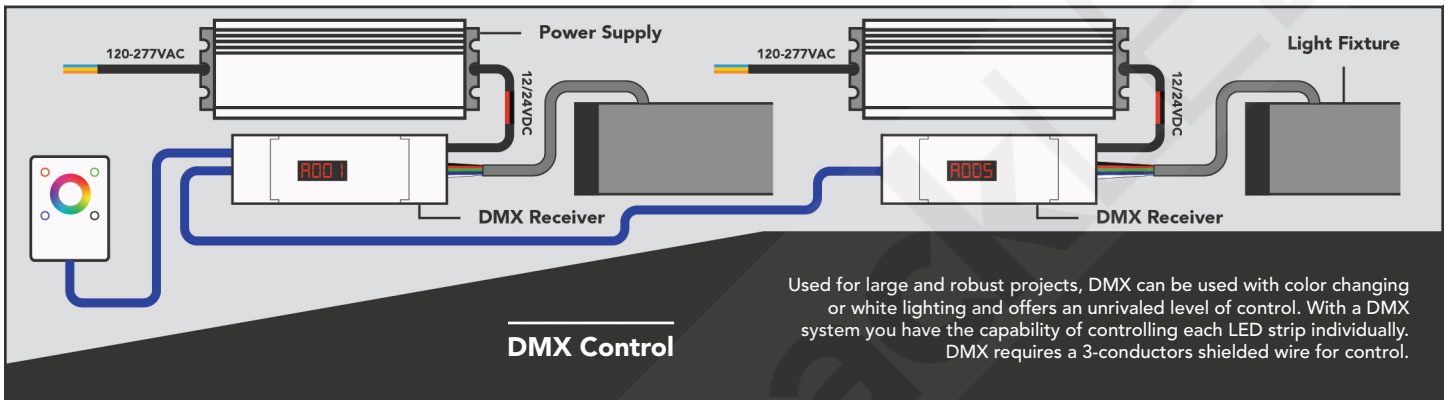
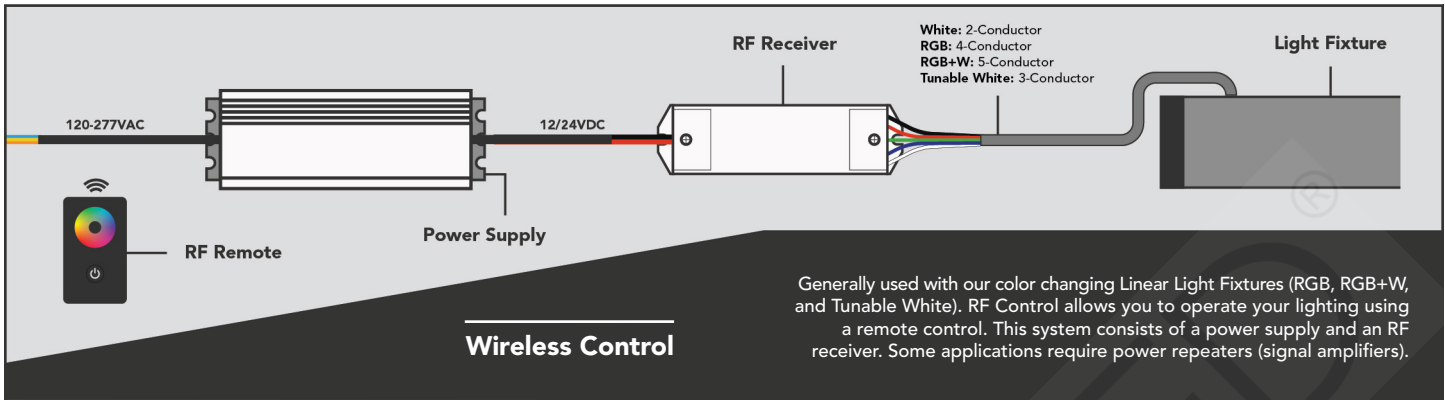




**\*Remote Power Supplies MUST be left accessible, they cannot be installed behind finished ceilings.**



All of our LED Panels require a remote power supply and/or controller to operate. Seamlessly integrate our LED Panel systems with any type of home or building automation system. Unless otherwise specified, all LED Panel systems, including power supplies and controllers are shipped to you pre-configured, to facilitate installation. Power-Supplies will come "rigged" with connectors to match the connectors coming off the LED panels. When ordering, simply give us some details about the level of control that you want, and our team will design a turn-key control system fit to meet your needs.

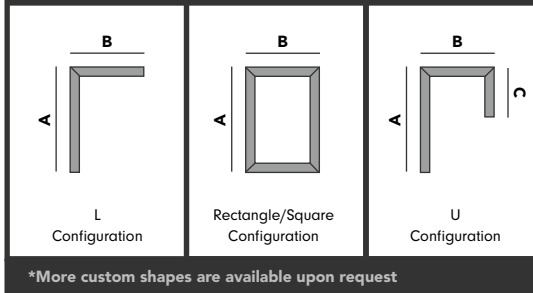


All of our LED Panels require a remote power supply and/or controller to operate. Seamlessly integrate our LED Panel systems with any type of home or building automation system. Unless otherwise specified, all LED Panel systems, including power supplies and controllers are shipped to you pre-configured, to facilitate installation. Power-Supplies will come "rigged" with connectors to match the connectors coming off the LED panels. When ordering, simply give us some details about the level of control that you want, and our team will design a turn-key control system fit to meet your needs.

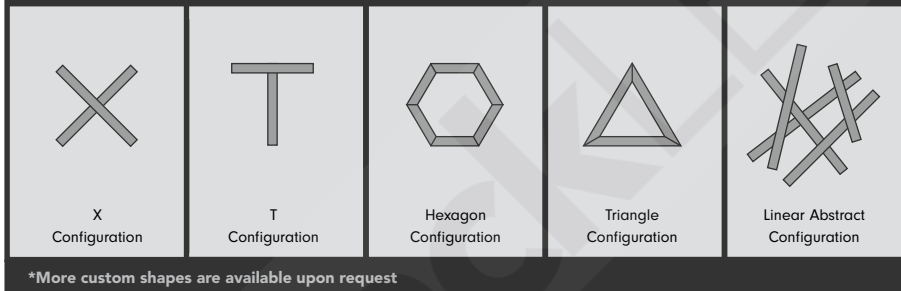
### Master Product Code Builder

Prefix	LVLB
Profile	P8
<b>Finish</b>	
Satin Aluminum	leave blank
Matte Black	BLK
Matte White	N/A
Custom	C
<b>Output</b>	
304 Lumens/ft	SO
558 Lumens/ft	HO
<b>Size</b>	
2ft	24
4ft	46
6ft	68
8ft	90
Custom	enter in inches
Continuous	CR
Custom Shape	CS
<b>Color</b>	
2300K	N/A
2700K	N/A
3000K	WW
4000K	NW
6000K	BW
Custom	enter CCT value
RGB+6000K	N/A
RGB+2700K	N/A
Tunable White	N/A
<b>CRI</b>	
90+	90
95+	95
<b>Mount Type</b>	
Surface	S
<b>Voltage</b>	
12VDC	leave blank
24VDC	24
<b>Dimming/Control</b>	
0-10V	leave blank
Phase/TRIAC	TRIAC
DMX	DMX
<b>Run Type</b>	
Single	leave blank
C/R Powered End	CRP
C/R Middle	CRM
C/R End Piece	CRE
NA	leave blank
<b>Shapes</b>	
NA	leave blank
Standard Shape	S/S
Custom Shape	C/S

### Standard Shapes



### Custom Shapes



### Controller and Power Supply Options

Non-Dimmable Adaptor	24V 36W	24V36WAPT
	24V 60W	24V60WAPT
Non-Dimmable Hardwire	24V 36W	24V36WHOD
	24V 96W	24V4ALP13
Phase Dimmable	24V 30W	MUD24V30W
	24V 60W	MUD24V60W
	24V 96W	MUD24V96W
	24V 192W (2 x 96W)	MUD24V192W
	24V 288W (3 x 96W)	MUD24V288W
0-10V/Triac Dimmable (All-in-One)	24V 60W	M01024V60W
	24V 96W	M01024V96W
	24V 192W (2 x 96W)	M01024V192W
	24V 288W (3 x 96W)	M01024V288W
	24V 384W (4 x 96W)	M01024V384W
Non-Dimmable Hardwire for RF/DMX	24V 96W MeanWell	MWHLG100H24A
	24V 150W* MeanWell	MWHLG150H24A
RF Receiver and Remotes	RF Receiver (12-24V Input)	BG1009FA
	Power Repeater (12-24V Input)	BG3002
DMX Receivers	DMX Receiver (12-24V Input)	BG2108FA-4CH
	DMX Receiver (12-24V Input) w/ XLR and RJ45 Connectors	BG2108A-M5-5
All-In-One Built in Power Supply Receivers	RF Receiver (100-277VAC Input) 96W	BG1009FA-96CVF-24
	DMX Receiver (100-277VAC Input) 96W	BG2108-96CVF-24
DMX Controllers	Single Zone RGB/RGBW Touch Panel	BG2812B
	3-Zone RGB/RGBW Touch Panel	BG2812-3(W)
	Programmable Single Zone Nicolaudie Stick GU2	STICKGU2
	Programmable Single Zone Nicolaudie Stick CW4	STICKCW4
	Programmable 10 Zone Nicolaudie Stick DE3	STICKDE3

Project Name

## Ordering Form

[illegible]

### Custom Configuration Notes