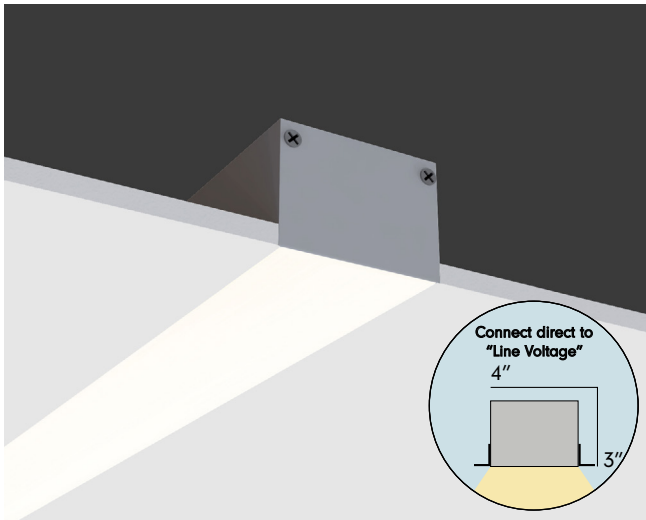


Linear LED Fixture Spec Sheet



Our **LVLBY43T** is a **4 inch wide recessed trim-less ("mud-in") architectural linear recessed light fixture**. It features an integrated plaster bead which allows one to sand and finish ("mud up") right to the diffuser leaving a clean 4 inch wide line of lighting with **no visible trim or flange**. Our **LVLBY43T** features an integrated power supply allowing one to connect the fixture directly to the "line voltage" source of the home or building (**120-277 or 347VAC Input**).

Our **LVLBY43T** delivers high output lighting, and its 4 inch wide design makes it an excellent solution for commercial, retail, and residential general lighting application. It is sold in standard lengths ranging from **2ft to 8ft**, but can be customized or linked together for seam-less continuous runs of flush mounted 4 inch wide lighting. (Contact-Us for Custom Sizes, Colors, or Shapes (MOQ may apply).

Features

- **120VDC - 277VDC or 347VAC** Input.
- No Visible Flange when Finished.
- 0-10V **Dimmable** (with Dimmable Driver).
- 80+ **CRI** Standard, 90+ available.
- High Quality Look and Build.
- Made in the **USA** Quick Ship!
- **UL-Listed**.

Typical Lumen Table

Product Size	HO	UHO
2ft	2,166 LM / 29W	4,332 LM / 58W
4ft	4,152 LM / 55W	8,303 LM / 110W
6ft	6,137 LM / 81W	12,274 LM / 162W
8ft	8,123 LM / 108W	16,245 LM / 215W

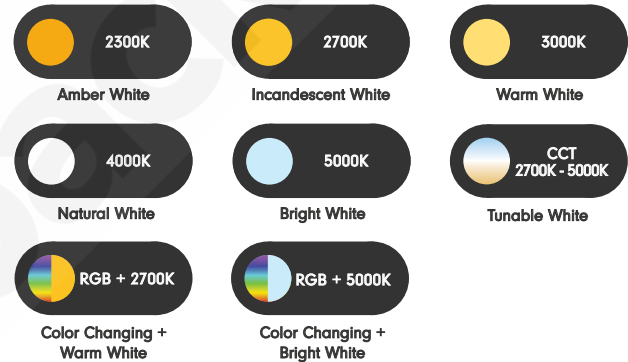
*Based on standard sizes with 4000K Color Temperature

Specifications

*[XX] denotes color temperature

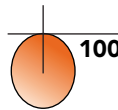
Part#	LVLBY43T-XX-YY-ZZ
Sizes	2ft, 4ft, 6ft, 8ft, Custom
Input Voltage	120-277 VAC, or 347 VAC
Light Output	HO: 1,083 Lumens/ft UHO: 2,166 Lumens/ft
Efficiency	76 Lumens/Watt
Color Rendering	>80 CRI, >90 CRI
Environment	Dry or Damp Location
Warranty	5-Year
Lifetime	70,000+Hours
Listings	UL-Listed
Dimming	0-10V Dimmable, Phase/TRIAC
Light Distribution	Down Light

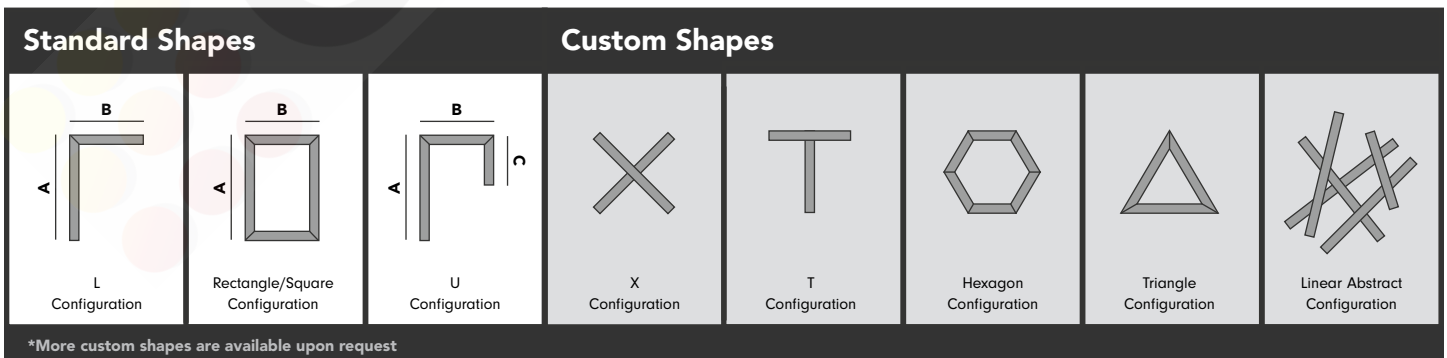
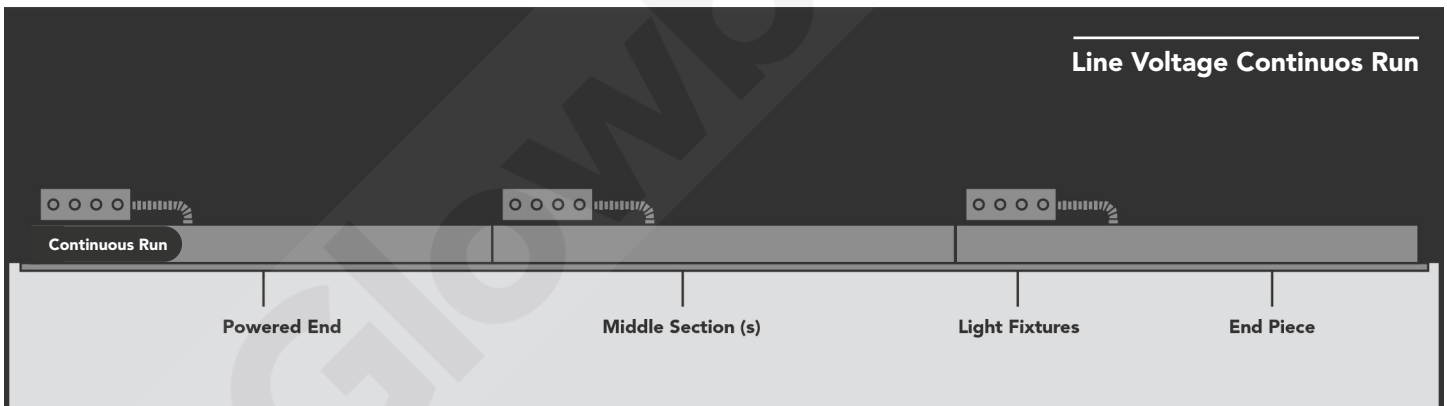
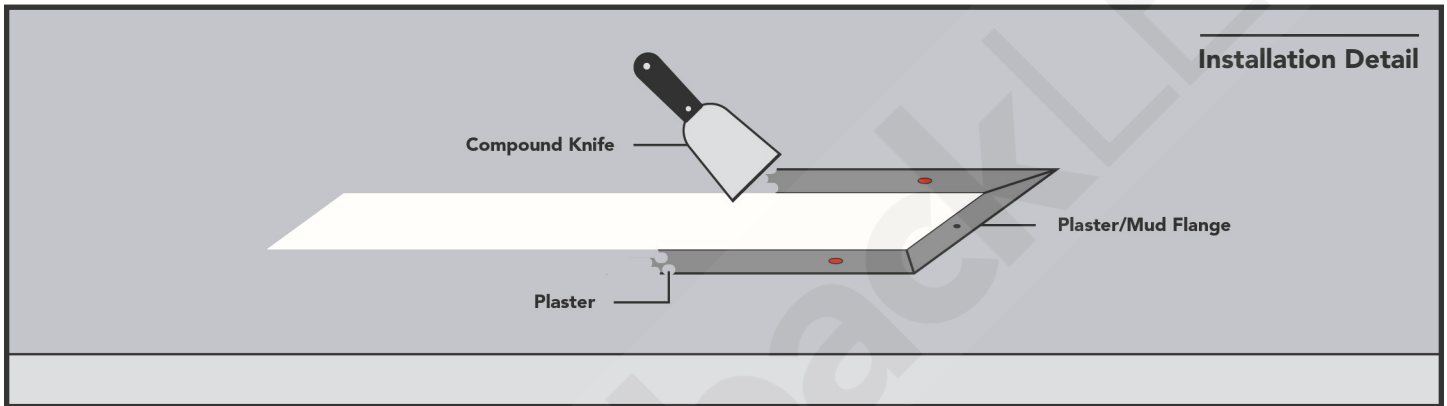
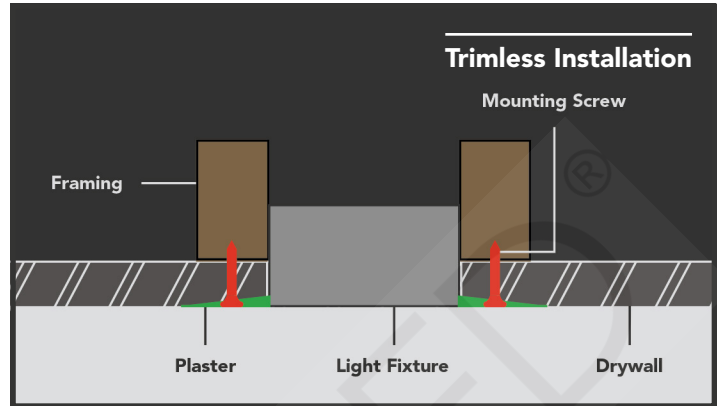
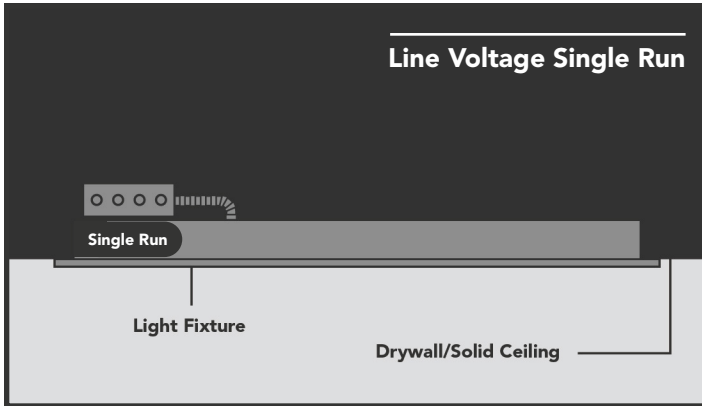
Available Colors



*Custom Available Upon Request

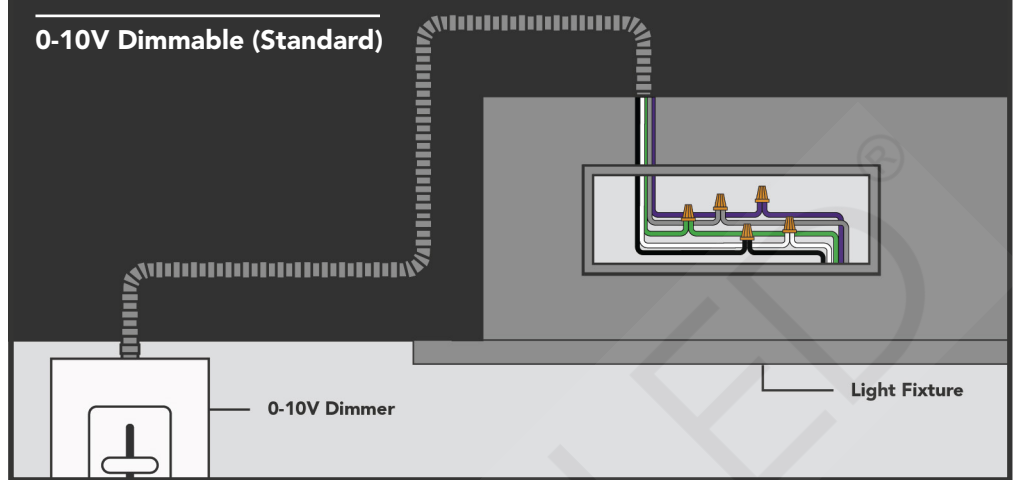
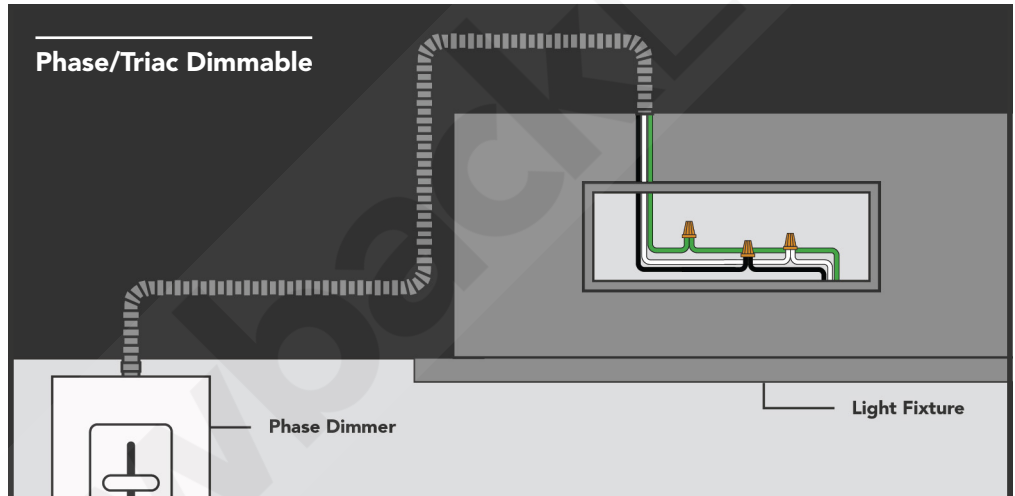
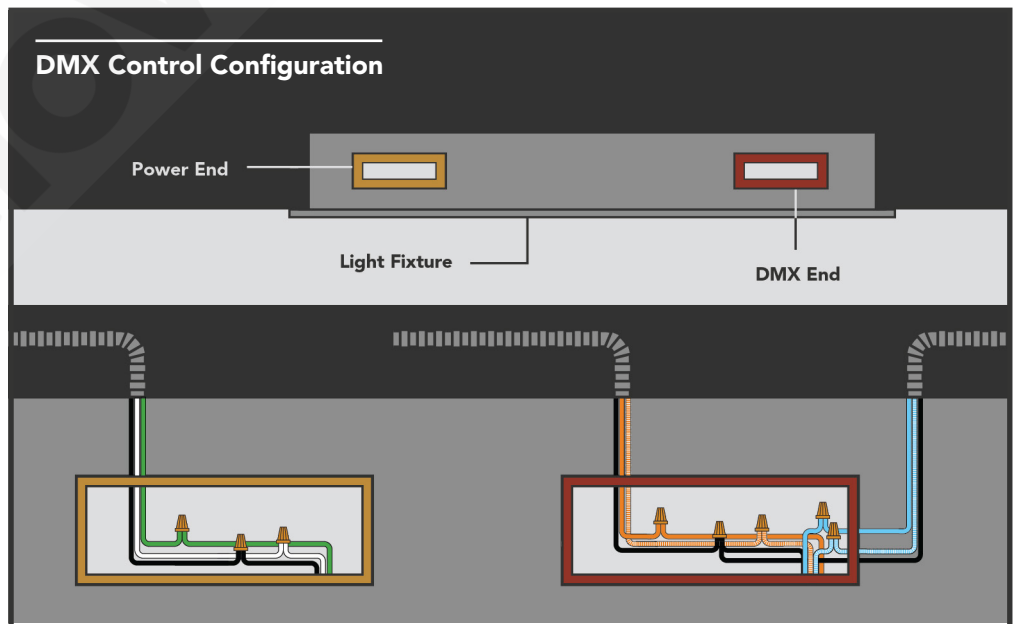
Light Distribution





Master Product Code Builder

Prefix	LVLB
Profile	Y43T
Output	
1,083 Lumens/ft	HO
2,166 Lumens/ft	UHO
Size	
2ft	24
4ft	46
6ft	68
8ft	90
Custom	enter in inches
Continuous	CR
Custom Shape	CS
Color	
2300K	AW
2700K	IW
3000K	WW
4000K	NW
5000K	BW
Custom	enter CCT value
RGB+5000K	RGBW
RGB+2700K	RGBWW
Tunable White	CCT
CRI	
80+	80
90+	90
95+	leave blank
Mount Type	
Direct Screw	A
Voltage	
120-277VAC	leave blank
347VAC	347
Dimming/Control	
0-10V	leave blank
Phase/TRIAC	TRIAC
DMX	DMX
Emergency	
None	leave blank
EM Back Up	EM* 4ft min for EM
Run Type	
Single	leave blank
C/R Powered End	CRP
C/R Middle	CRM
C/R End Piece	CRE
NA	leave blank
Shapes	
NA	leave blank

0-10V Dimmable (Standard)

Phase/Triac Dimmable

DMX Control Configuration


Project Name

Ordering Form

[illegible]

Custom Configuration Notes