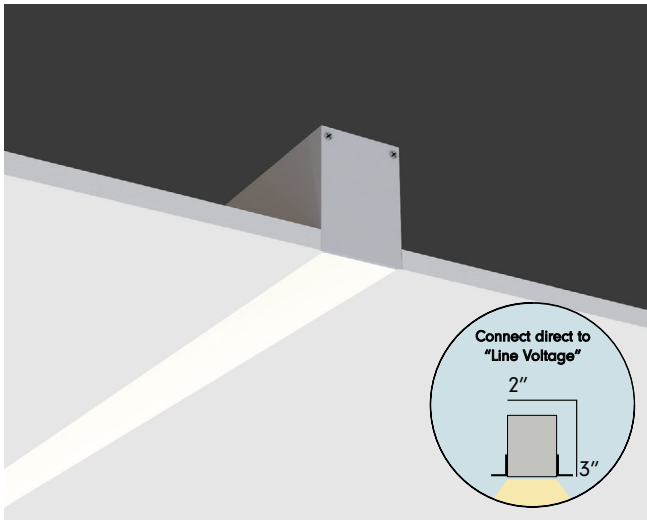


Linear LED Fixture Spec Sheet



Our **LVLBY23T** is a **2 inch wide recessed trim-less ("plaster-in") architectural linear recess mount light fixture**. It features an integrated plaster bead which allows one to sand and finish ("mud up") right to the diffuser, revealing a clean, and seamless 2 inch wide line of lighting with **no visible trim or flange**. Our **LVLBY23T** is our most compact trim-less recessed fixture that features an integrated power supply allowing one to conveniently connect the fixture directly to the "line voltage" source of the home or building (**120-277 or 347VAC Input**).

Our **LVLBY23T** produces **605 lumens per foot** making it suitable for a wide range of general lighting applications such as in restaurants, homes, retail stores, or offices. It is sold in standard lengths ranging from **2ft to 8ft**, but can be customized or linked together for seam-less continuous runs of trim-less 2 inch wide lighting. (Contact-Us for Custom Sizes, Colors, or Shapes (MOQ may apply).

Features

- **120-277VAC or 347VAC** Input.
- Standard **>80 CRI**, **CRI>90** available!
- No Visible Flange when Finished.
- **0-10V Dimmable** (with Dimmable Driver).
- **80+ CRI** Standard, **90+** available.
- High Quality Look and Build.
- Made in the **USA** Quick Ship!
- **UL-Listed**.

Typical Lumen Table

| Product Size | SO |
|--------------|-----------------------|
| 2ft | 1,273 LM / 19W |
| 4ft | 2,439 LM / 36W |
| 6ft | 3,606 LM / 53W |
| 8ft | 4,772 LM / 70W |

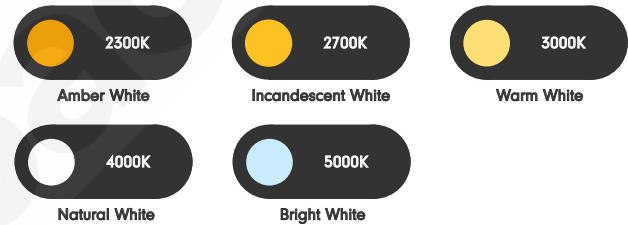
*Based on standard sizes with 4000K Color Temperature

Specifications

*[XX] denotes color temperature

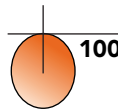
| | |
|---------------------------|------------------------------------|
| Part# | LVLBY23T-XX-YY-ZZ |
| Sizes | 2ft, 4ft, 6ft, 8ft, Custom |
| Input Voltage | 120-277 VAC, or 347 VAC |
| Light Output | SO: 637 Lumens/ft |
| Efficiency | 70 Lumens/Watt |
| Color Rendering | >80 CRI, >90 CRI |
| Environment | Dry or Damp Location |
| Warranty | 5-Year |
| Lifetime | 70,000+Hours |
| Listings | UL-Listed |
| Dimming | 0-10V Dimmable, Phase/TRIAC |
| Light Distribution | Down Light |

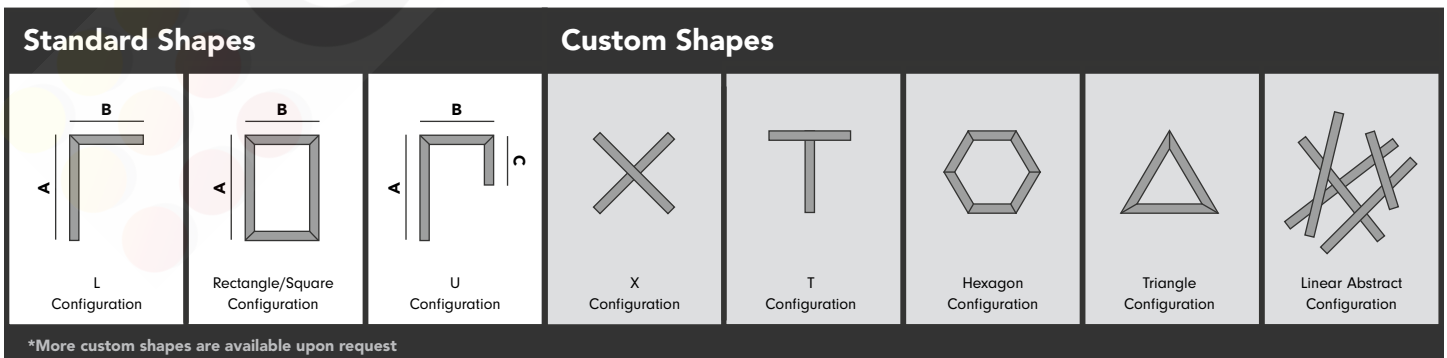
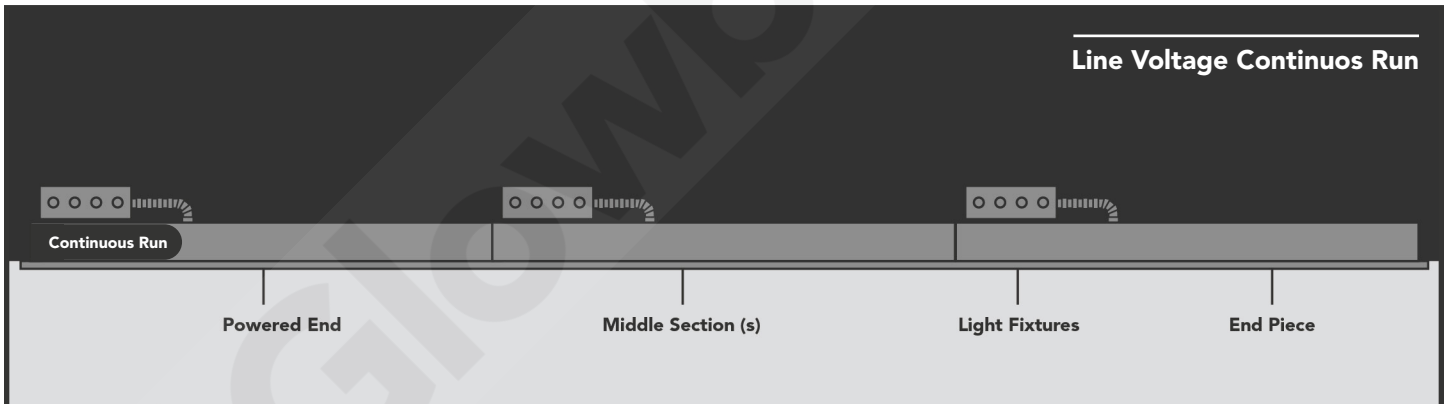
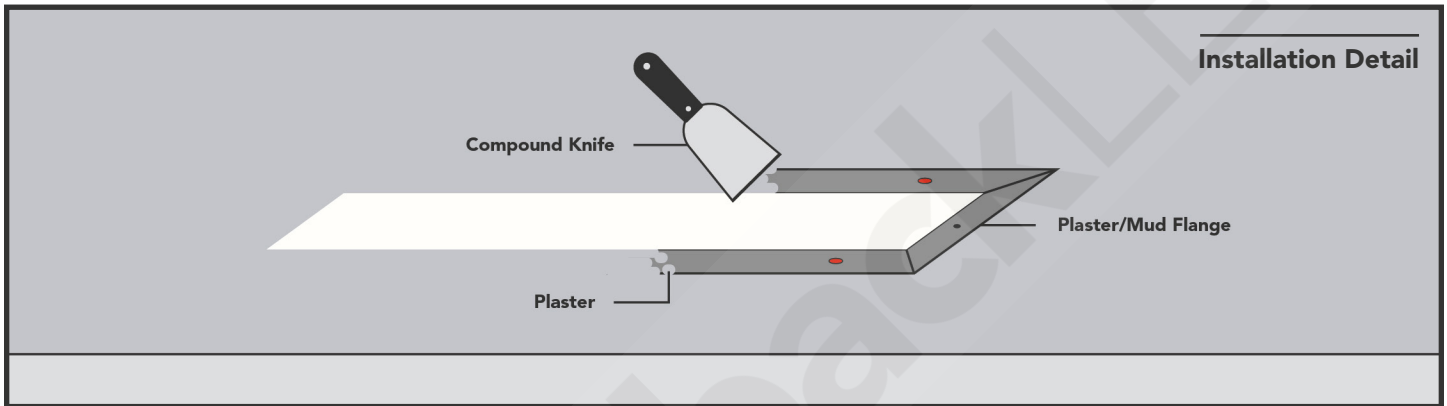
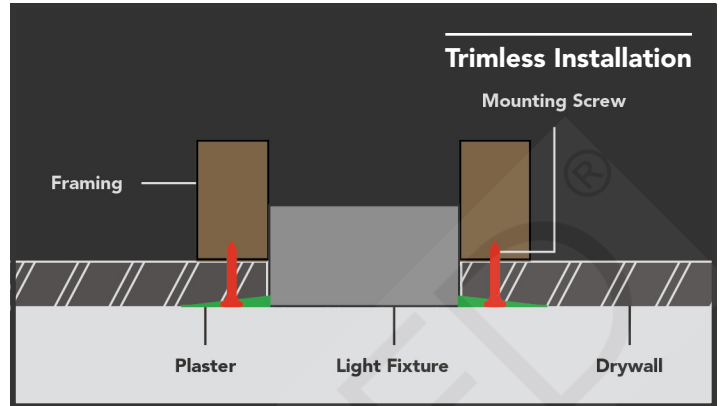
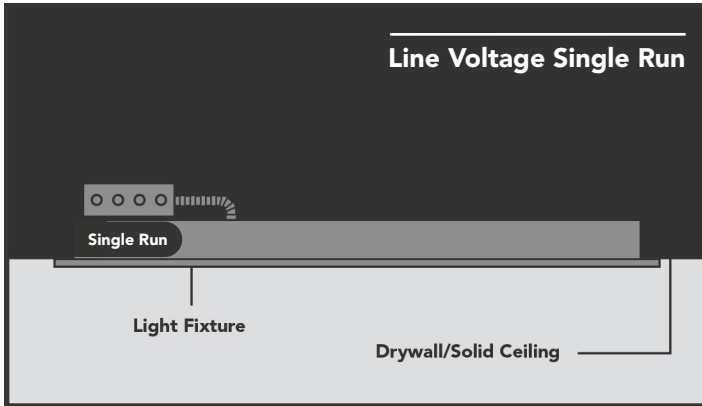
Available Colors



*Custom Available Upon Request

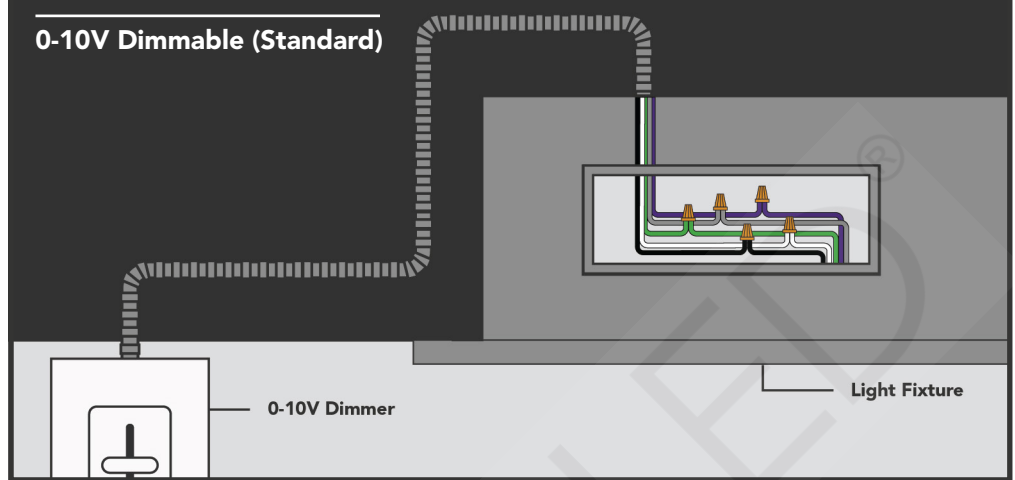
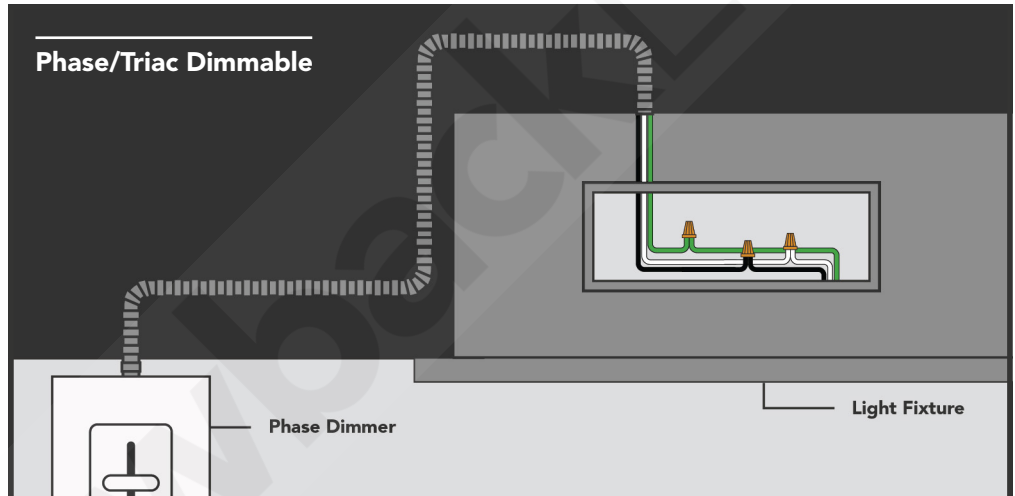
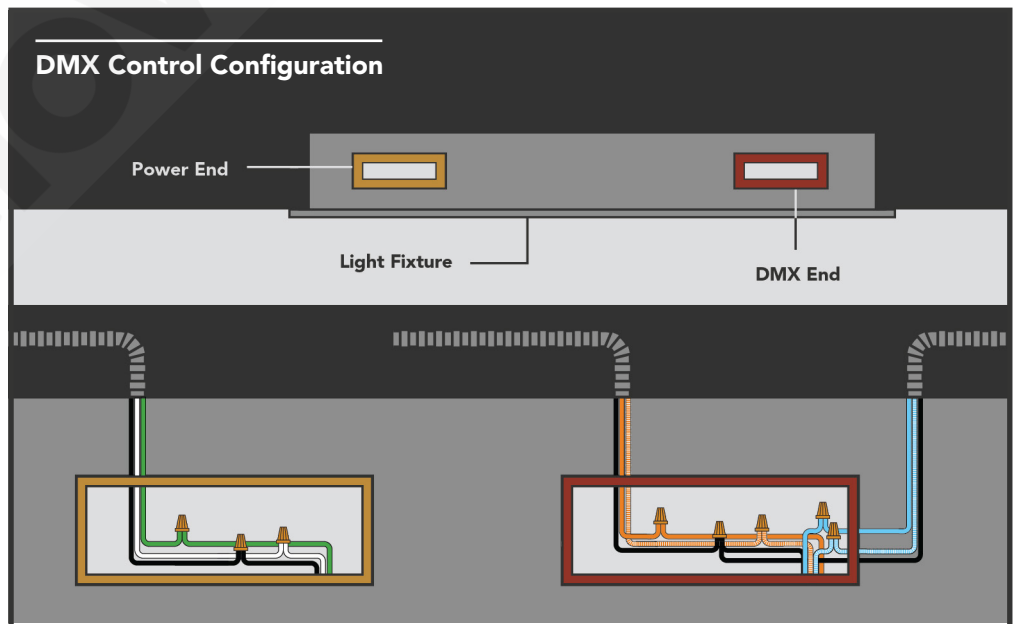
Light Distribution





Master Product Code Builder

| | |
|-----------------|--------------------|
| Prefix | LVLB |
| Profile | P23T |
| Output | |
| 637 Lumens/ft | 50 |
| N/A | N/A |
| Size | |
| 2ft | 24 |
| 4ft | 46 |
| 6ft | 68 |
| 8ft | 90 |
| Custom | enter in inches |
| Continuous | CR |
| Custom Shape | CS |
| Color | |
| 2300K | AW |
| 2700K | IW |
| 3000K | WW |
| 4000K | NW |
| 5000K | BW |
| Custom | enter CCT value |
| RGB+5000K | N/A |
| RGB+2700K | N/A |
| Tunable White | N/A |
| CRI | |
| 80+ | 80 |
| 90+ | 90 |
| 95+ | leave blank |
| Mount Type | |
| Direct Screw | A |
| | |
| | |
| Voltage | |
| 120-277VAC | leave blank |
| 347VAC | 347 |
| Dimming/Control | |
| 0-10V | leave blank |
| Phase/TRIAC | TRIAC |
| DMX | DMX |
| Emergency | |
| None | leave blank |
| EM Back Up | EM* 4ft min for EM |
| Run Type | |
| Single | leave blank |
| C/R Powered End | CRP |
| C/R Middle | CRM |
| C/R End Piece | CRE |
| NA | leave blank |
| Shapes | |
| NA | leave blank |

0-10V Dimmable (Standard)

Phase/Triac Dimmable

DMX Control Configuration


Project Name

Ordering Form

[illegible]

Custom Configuration Notes