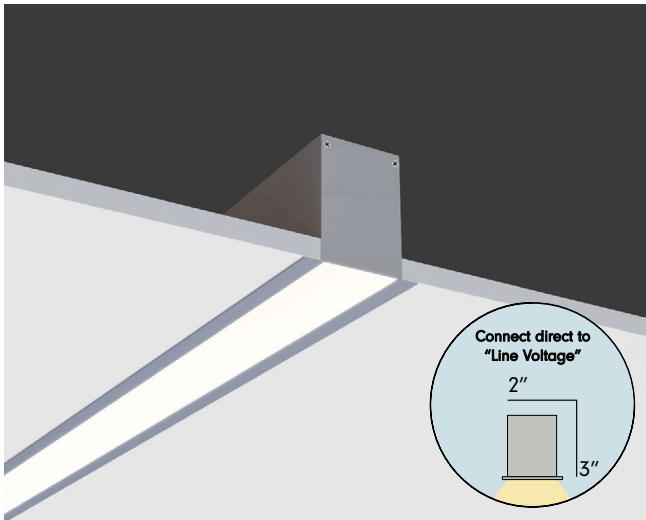


Linear LED Fixture Spec Sheet



Our **LVLBY23** LED Light Fixture is perfect for use in commercial or residential areas. Our **LVLBY23** is a 2 inch wide line-voltage recessed linear LED light fixture capable of holding high output strips, making it suitable for a wide variety of linear lighting applications and an excellent solution for lighting garages, warehouses, or industrial lighting. With a slight flange, this fixture can be seamlessly recessed into any surface with at least 3" of depth while hiding any imperfections in the mounting surface.

Our **LVLBY23** features an integrated driver that allows one to plug the fixture directly into the line-voltage power source of the location. This fixture is available in standard sizes ranging from 24" - 96"

custom sizes available upon request as one continuous run, or in longer runs which can be achieved through linkable or custom configurations.

Features

- **120-277VAC** or **347VAC** Input.
- Standard **>80 CRI**, **CRI>90** available!
- Flange **conceals** any rough cuts in wood and drywall.
- 0-10V **Dimmable** (with Dimmable Driver).
- 80+ **CRI** Standard, 90+ available.
- High Quality Look and Build.
- Made in the **USA** Quick Ship!
- **UL-Listed**.

Typical Lumen Table

Product Size	SO
2ft	1,273 LM / 19W
4ft	2,439 LM / 36W
6ft	3,606 LM / 53W
8ft	4,772 LM / 70W

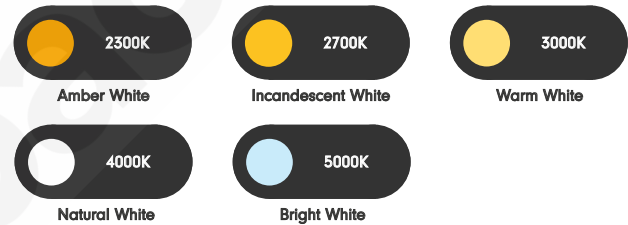
*Based on standard sizes with 4000K Color Temperature

Specifications

*[XX] denotes color temperature

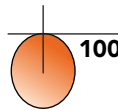
Part#	LVLBY23-XX-YY-ZZ
Sizes	2ft, 4ft, 6ft, 8ft, Custom
Input Voltage	120-277 VAC, or 347 VAC
Light Output	SO: 637 Lumens/ft
Efficiency	70 Lumens/Watt
Color Rendering	>80 CRI, >90 CRI
Environment	Dry or Damp Location
Warranty	5-Year
Lifetime	70,000+Hours
Listings	UL-Listed
Dimming	0-10V Dimmable, Phase/TRIAC
Light Distribution	Down Light

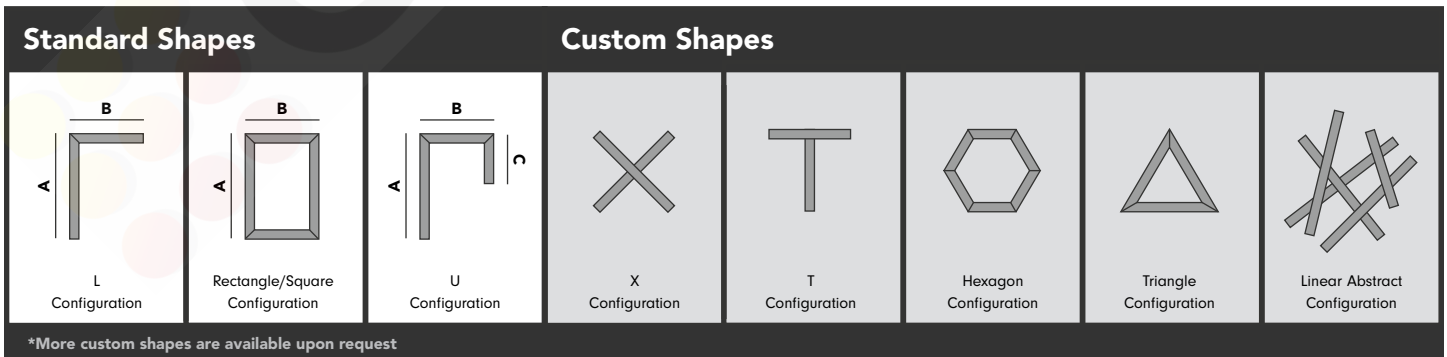
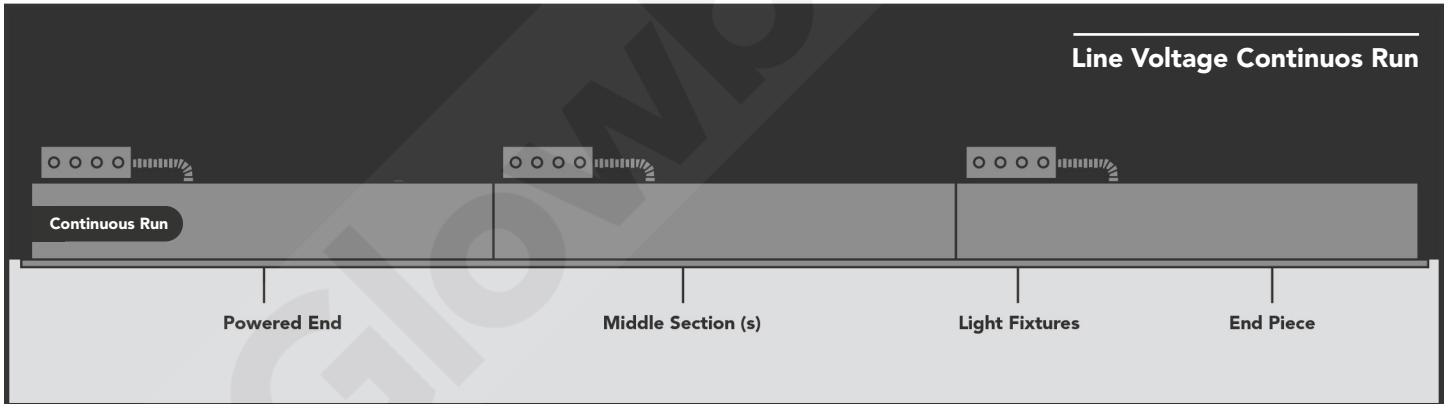
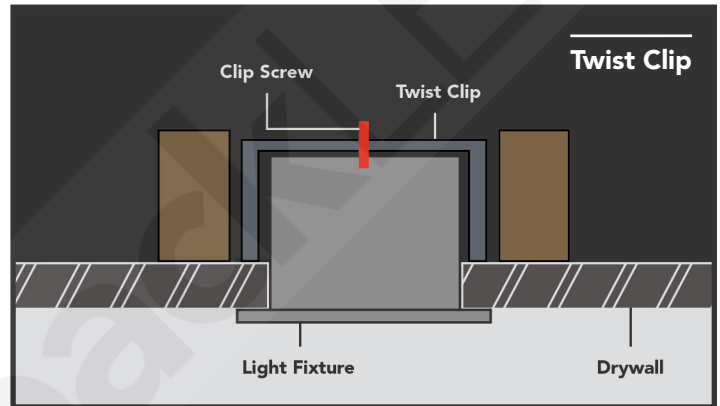
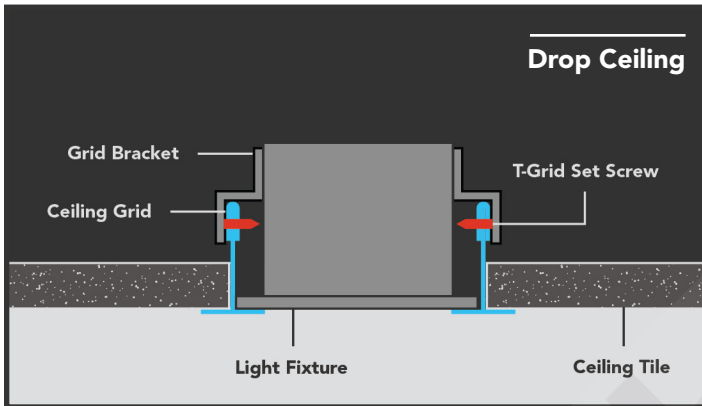
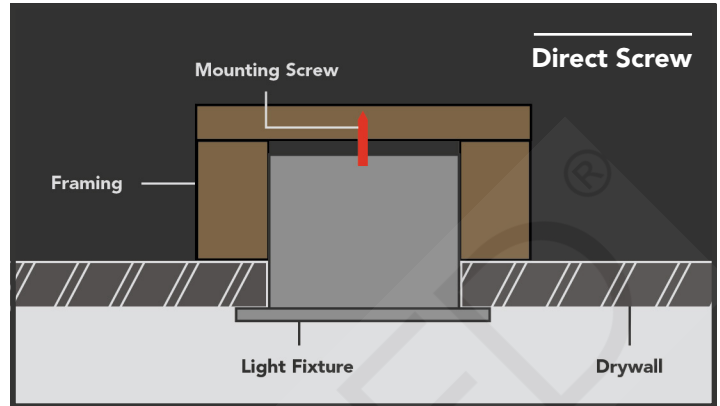
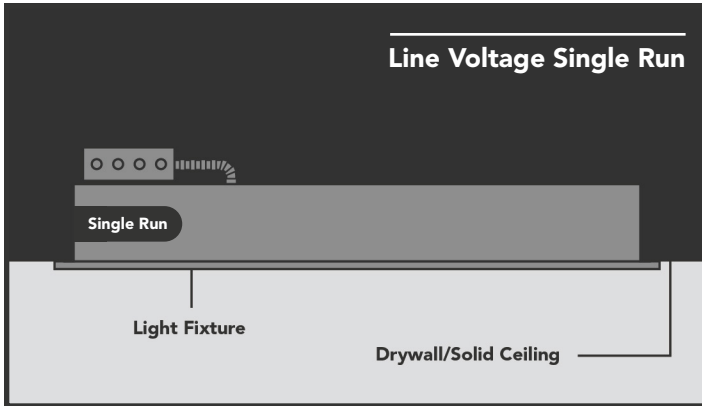
Available Colors



*Custom Available Upon Request

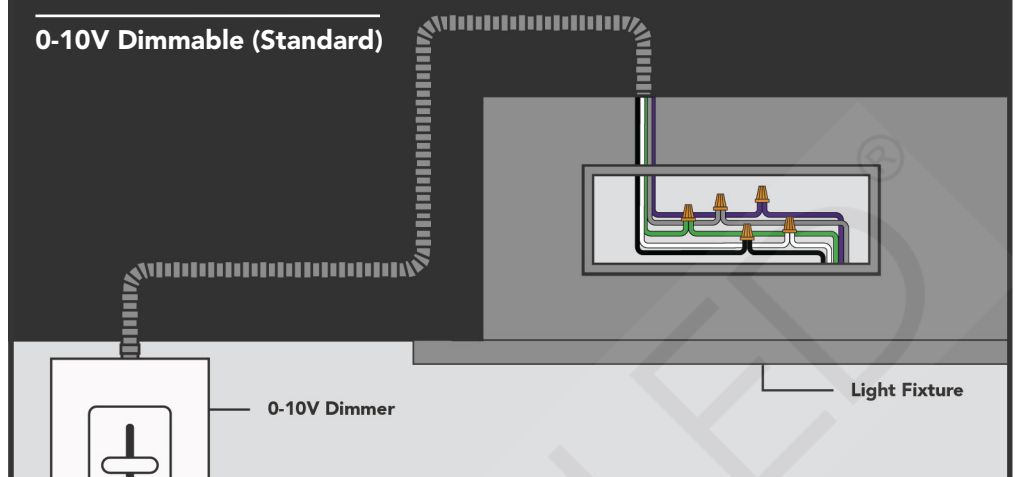
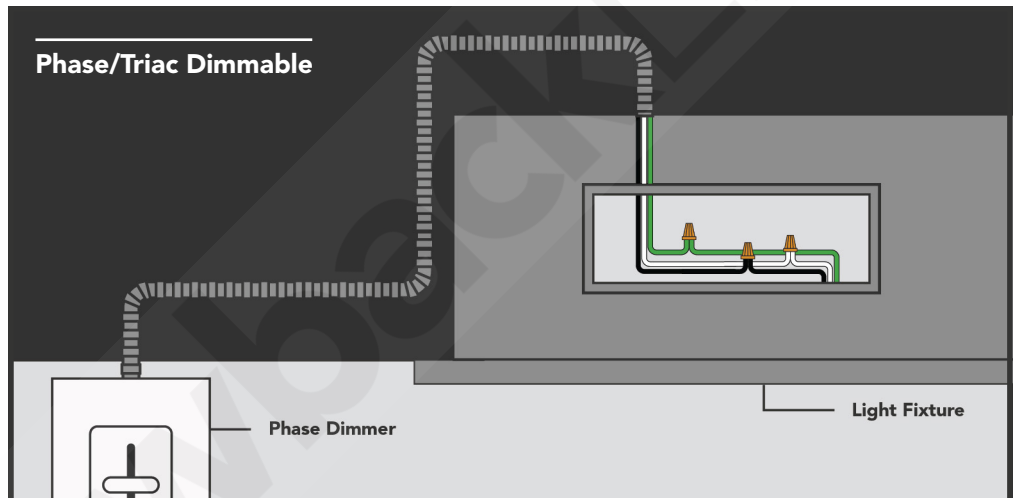
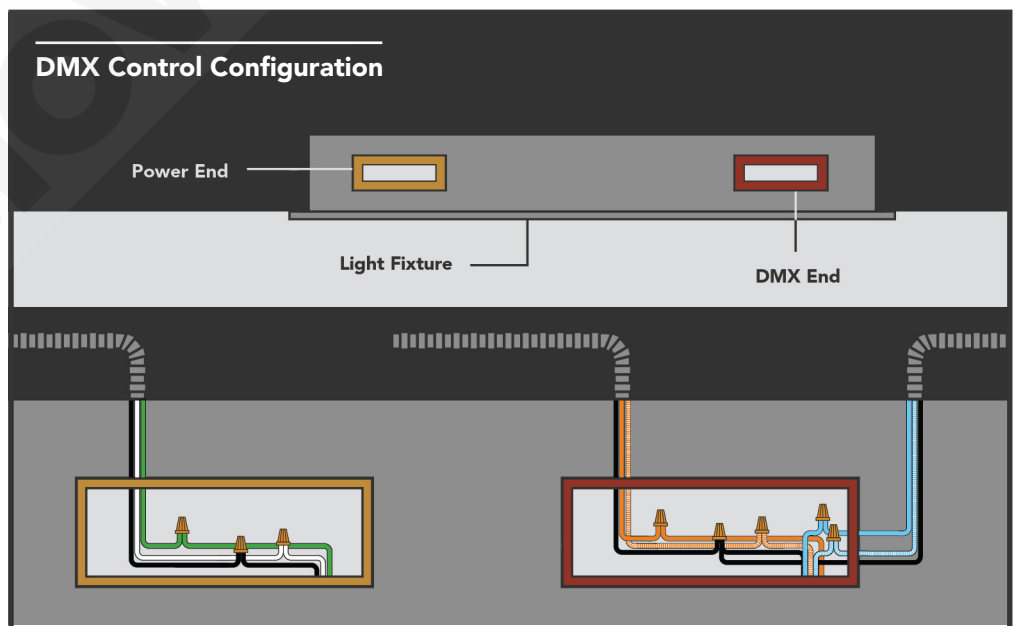
Light Distribution





Master Product Code Builder

Prefix	LVLB
Profile	P23
Output	
637 Lumens/ft	SO
N/A	N/A
Size	
2ft	24
4ft	46
6ft	68
8ft	90
Custom	enter in inches
Continuous	CR
Custom Shape	CS
Color	
2300K	AW
2700K	IW
3000K	WW
4000K	NW
5000K	BW
Custom	enter CCT value
RGB+5000K	N/A
RGB+2700K	N/A
Tunable White	N/A
CRI	
80+	leave blank
90+	90
95+	95
Mount Type	
Direct Screw	A
Drop Ceiling	B
Twist Clip	C
Voltage	
120-277VAC	leave blank
347VAC	347
Dimming/Control	
0-10V	leave blank
Phase/TRIAC	TRIAC
DMX	DMX
Emergency	
None	leave blank
EM Back Up	EM* 4ft min for EM
Run Type	
Single	leave blank
C/R Powered End	CRP
C/R Middle	CRM
C/R End Piece	CRE
NA	leave blank
Shapes	
NA	leave blank

0-10V Dimmable (Standard)

Phase/Triac Dimmable

DMX Control Configuration


Project Name

Ordering Form

[illegible]

Custom Configuration Notes