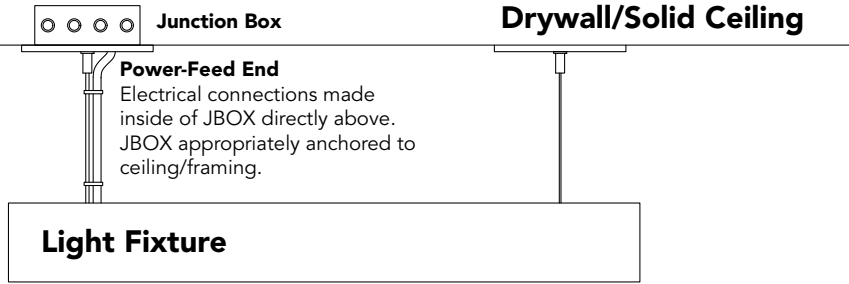


Mounting Options



Suspended Light Fixtures Standard Mounting Configurations

Mount to JBOX



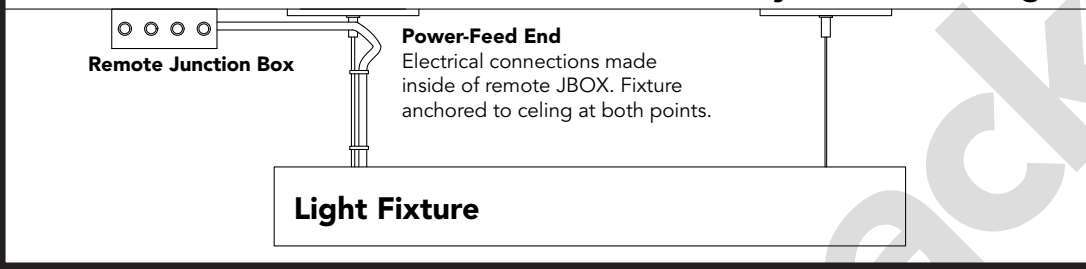
What's Included?

- (1) 5" Round Canopy w/ Power-Feed Hole
- (1) 5" Round Canopy w/o PF hole
- (2) 8ft Aircraft Cables
- (2) Adjustable Cable-Grippers (at fixture)
- (2) Non-Adjustable Cable-Couplers (Top)
- (2) Cross-Bars
- (1) Wire Strain-Relief

Where to Use?

Our most popular mounting configuration. Cleanest and most professional look. JBOX must be regressed in ceiling over fixture.

Connect to Remote JBOX



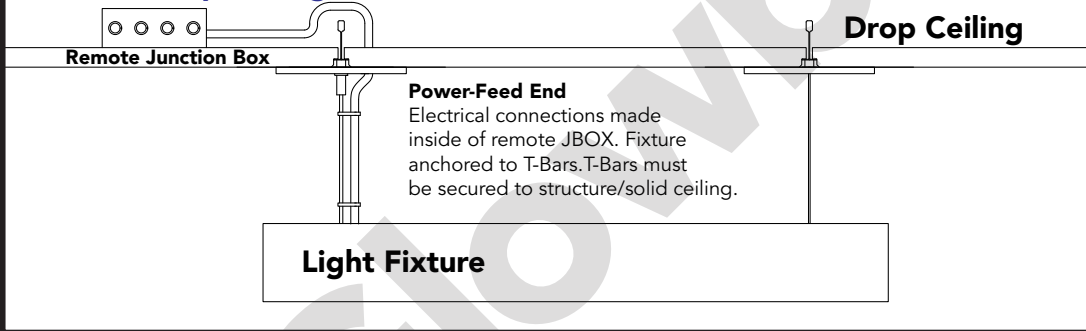
What's Included?

- (2) 5" Round Canopy w/o Power-Feed hole
- (2) 8ft Aircraft Cables
- (2) Adjustable Cable-Grippers (at fixture)
- (2) Non-Adjustable Cable-Couplers (Top)
- (2) Cross-Bars

Where to Use?

Used in spaces where JBOX's were not regressed in ceiling. Popular for industrial looking spaces with exposed AC ducts. Suitable for commercial applications.

Mount to Drop Ceiling (T-Bar)



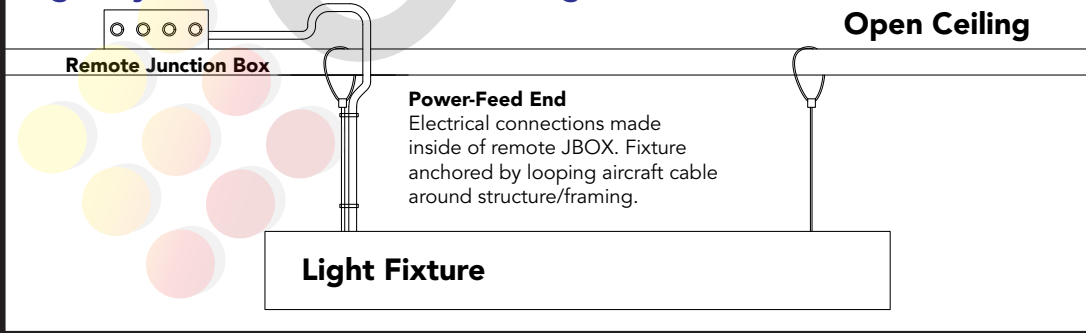
What's Included?

- (1) 5" Round Canopy w/ Power-Feed Hole
- (1) 5" Round Canopy w/o PF hole
- (2) 8ft Aircraft Cables
- (2) Adjustable Cable-Grippers (at fixture)
- (2) Non-Adjustable Cable-Couplers (Top)
- (2) Cross-Bars
- (1) Wire Strain-Relief
- (2) Standard T-Bar (Grid) Clips

Where to Use?

Can be used in any office building or commercial space with drop/tile ceilings.

"High-Bay" Mount to Structure/Framing



What's Included?

- (2) 8ft Aircraft Cables
- (2) Non-Adjustable Cable-Couplers
- (2) Adjustable, "looping" Cable-Grippers

Where to Use?

Light fixtures can be suspended from structure in any industrial, open ceiling application. Barns, warehouses, retail stores and more. Simply loop aircraft cable around structure.

GlowbackLED®

16409 NW 8th Ave

Miami Gardens, FL 33169

1-800-679-4902 • info@bluegateinc.com

GlowbackLED® is a registered trademark of Bluegate Inc
©2018 Bluegate Inc. All Rights Reserved
Specifications subject to change without notice

