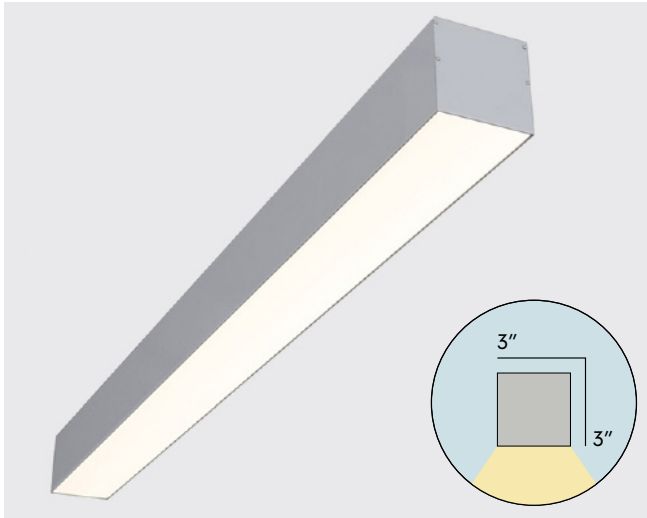


# Linear LED Fixture Spec Sheet



Our **LVLBP33** is a 3" light aperture direct linear downlight that can be directly mounted to any surface type. It is available in standard lengths ranging from 2ft to 8ft in one single run, or can be coupled together for seamless, continuous runs of almost any length. Conveniently install out of the box using directly surface mounted counter sunk screws. Our **LVLBP33** is suitable for any commercial, retail, office, or residential linear lighting application.

## Features

- 12-24VDC Input.
- **Dimmable** (Pair with Dimmable Driver).
- 80+ **CRI** Standard, 90+ available.
- 687 **lumens/ft**, 1,243 **lumens/ft**
- Suspension Kits Included!
- **Waterproof Available Upon Request.**
- Made in the **USA** Quick Ship!
- **UL-Listed.**

## Typical Lumen Table

Product Size	SO	HO
2ft	1,281 LM / 19W	1,831 LM / 25W
4ft	2,455 LM / 36W	3,509 LM / 48W
6ft	3,630 LM / 53W	5,188 LM / 71W
8ft	4,804 LM / 70W	6,866 LM / 93W

\*Based on standard sizes with 4000K Color Temperature

## Specifications

\*[XX] denotes color temperature

<b>Part#</b>	LVLBP33-XX-YY-ZZ
<b>Sizes</b>	2ft, 4ft, 6ft, 8ft, Custom
<b>Input Voltage</b>	120-277 VAC
<b>Light Output</b>	SO: 641 Lumens/ft HO: 916 Lumens/ft
<b>Efficiency</b>	70 Lumens/Watt, 74 Lumens/Watt
<b>Color Rendering</b>	>80 CRI, >90 CRI
<b>Environment</b>	Suitable for Dry or Damp Locations
<b>Warranty</b>	5-Year
<b>Lifetime</b>	70,000+Hours (L-70)
<b>Listings</b>	UL-Listed
<b>Dimming</b>	0-10V Dimmable, Phase/TRIAC
<b>Light Distribution</b>	Down Light

## Available Colors

2200K  
Amber White

2700K  
Incandescent White

3000K  
Warm White

4000K  
Natural White

6000K  
Bright White

CCT  
2700K - 6000K  
Tunable White

RGB + 2700K  
Color Changing +  
Warm White

RGB + 6000K  
Color Changing +  
Bright White


\*Custom Available Upon Request

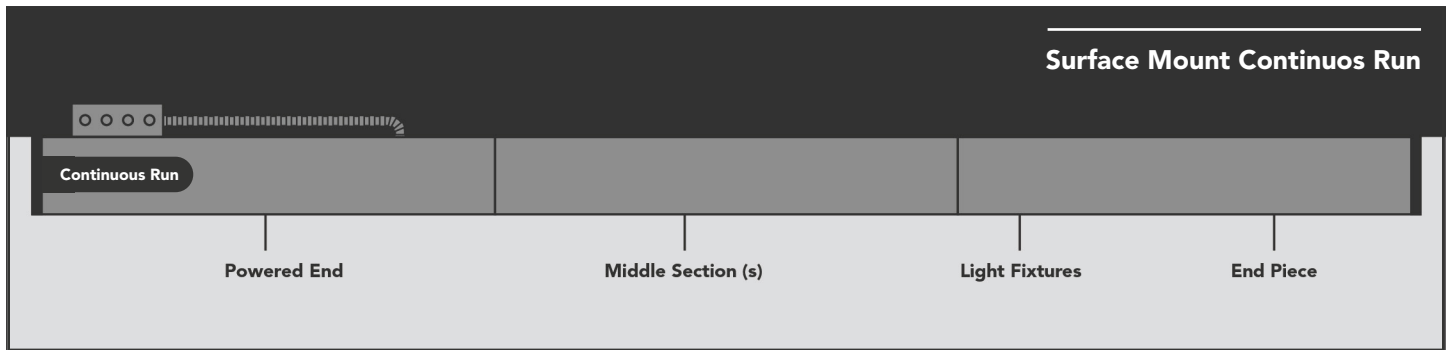
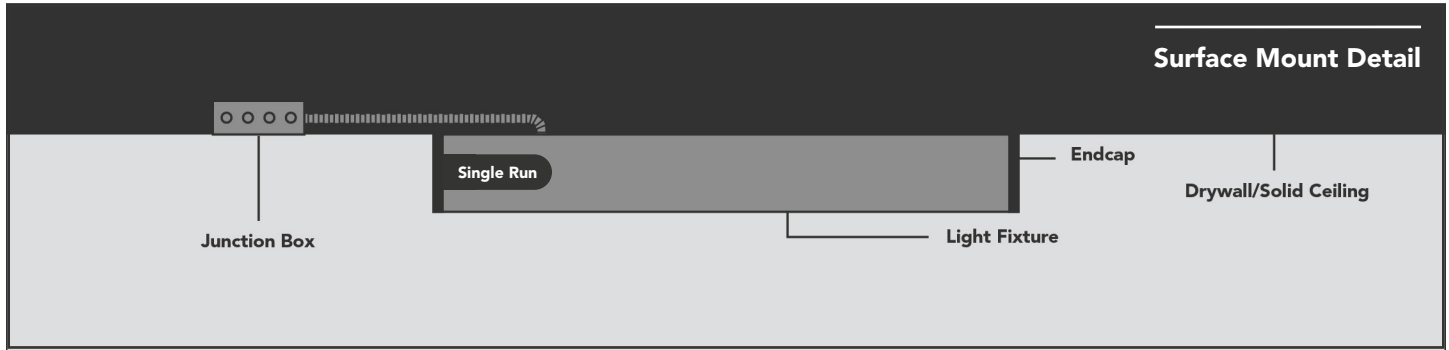
## Finish Options

Standard		Satin Aluminum	Custom		Ruby Red RAL #3003		Traffic Yellow RAL #1023
		Matte Black			Bright Orange RAL #2009		Island Skye RAL #6027
		Matte White			Beige RAL #1001		Sky Blue RAL #5015

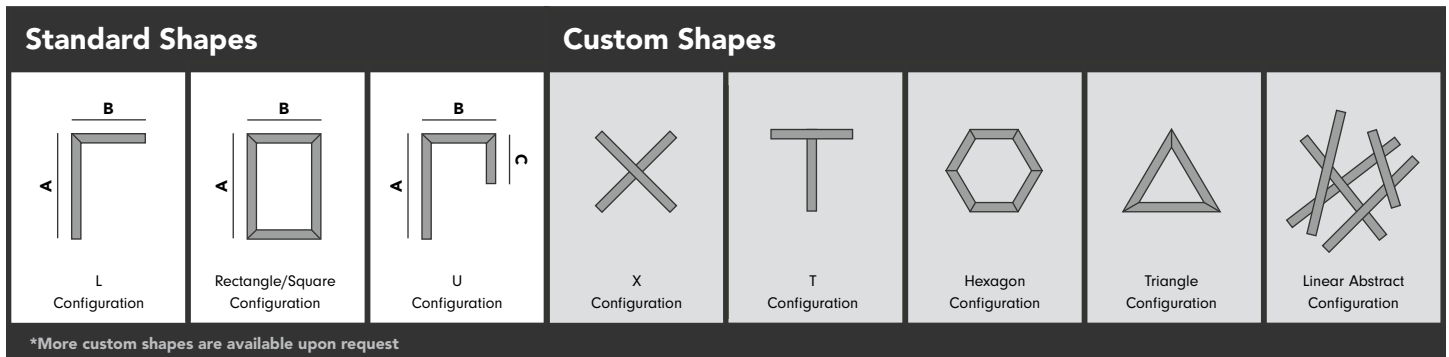
\*Extended lead times for custom RAL finishes. Any RAL color can be selected in addition to the one shown

## Light Distribution





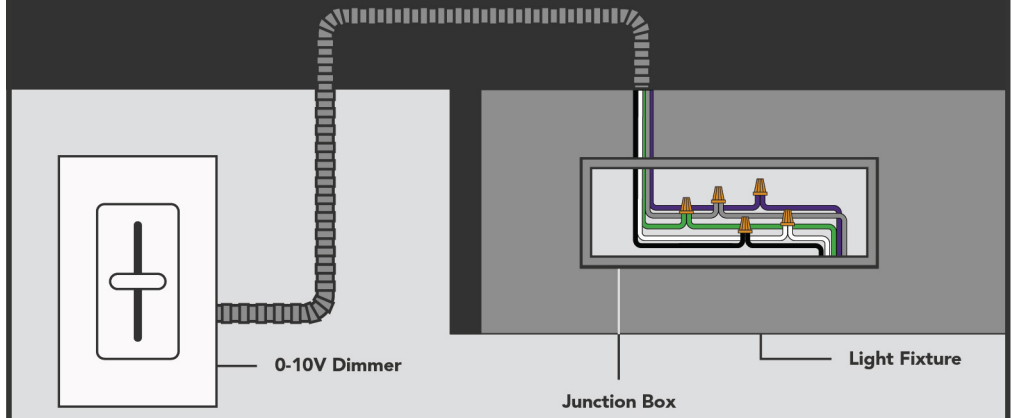
**\*Fixtures do not include conduit, they have "knock-outs" to receive conduit**



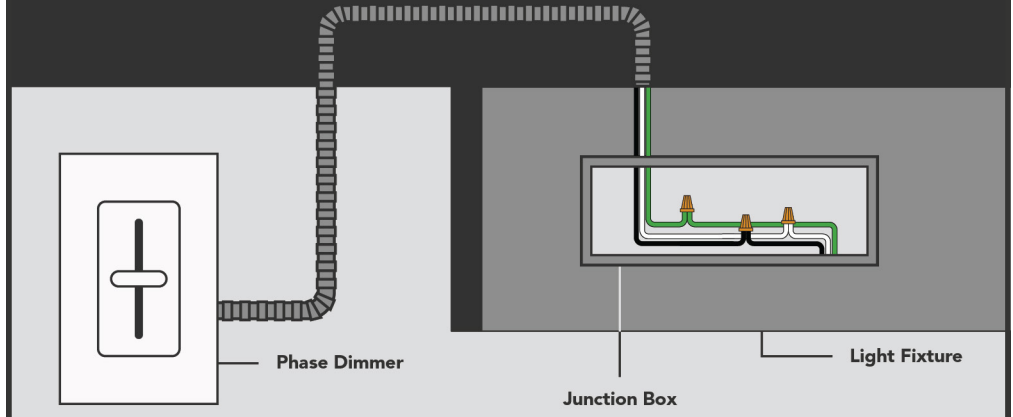
## Master Product Code Builder

Prefix	LVLB
Profile	P33
Finish	
Satin Aluminum	leave blank
Matte Black	N/A
Matte White	N/A
Custom	C
Output	
641 Lumens/ft	SO
916 Lumens/ft	HO
Size	
2ft	24
4ft	46
6ft	68
8ft	90
Custom	enter in inches
Continuous	CR
Custom Shape	CS
Color	
2200K	AW
2700K	IW
3000K	WW
4000K	NW
6000K	BW
Custom	enter CCT value
RGB+6000K	RGBW
RGB+2700K	RGBWW
Tunable White	CCT
CRI	
80+	80
90+	90
Mount Type	
Surface	S
Voltage	
12VDC	leave blank
24VDC	24
Dimming/Control	
0-10V	leave blank
Phase/TRIAC	TRIAC
DMX	DMX
Run Type	
Single	leave blank
C/R Powered End	CRP
C/R Middle	CRM
C/R End Piece	CRE
NA	leave blank
Shapes	
NA	leave blank
Standard Shape	S/S
Custom Shape	C/S

### 0-10V Dimmable (Standard)



### Phase/Triac Dimmable



### DMX Control Configuration

