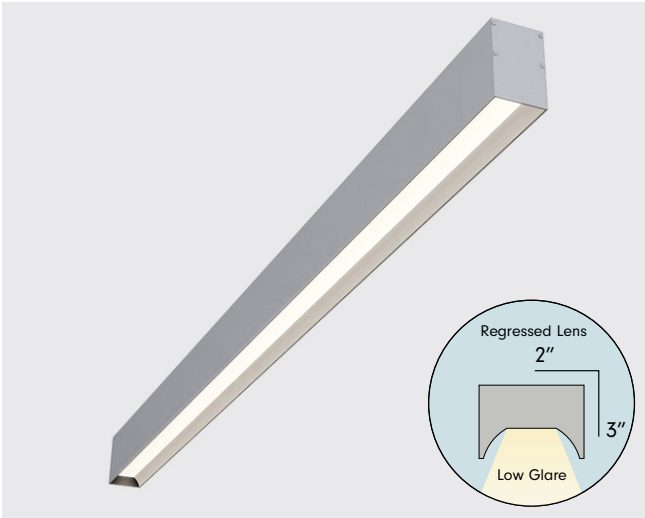


# Linear LED Fixture Spec Sheet



Designed with schools, office buildings, and universities in mind, our **LVLBP23C** features a **regressed** lens that minimizes glare while maximizing efficiency. It comes in an attractive satin aluminum finish, and comes in standard lengths ranging from 2ft to 8ft. It is conveniently available in (3) standard color temperatures and can be surface mounted to any ceiling type.

## Features

- 12-24VDC Input.
- **Dimmable** (Pair with Dimmable Driver).
- 80+ **CRI** Standard, 90+ available.
- 605 **lumens/ft**
- Suspension Kits Included!
- **Waterproof Available Upon Request.**
- Made in the **USA** Quick Ship!
- **UL-Listed.**

## Typical Lumen Table

Product Size	SO
2ft	1,242 LM / 19W
4ft	2,379 LM / 36W
6ft	3,517 LM / 53W
8ft	4,655 LM / 70W

\*Based on standard sizes with 4000K Color Temperature

## Specifications

\*[XX] denotes color temperature

<b>Part#</b>	LVLBP23C-XX-YY-ZZ
<b>Sizes</b>	2ft, 4ft, 6ft, 8ft, Custom
<b>Input Voltage</b>	120-277 VAC
<b>Light Output</b>	SO: 621 Lumens/ft
<b>Efficiency</b>	68 Lumens/Watt
<b>Color Rendering</b>	>80 CRI, >90 CRI
<b>Environment</b>	Suitable for Dry or Damp Locations
<b>Warranty</b>	5-Year
<b>Lifetime</b>	70,000+Hours (L-70)
<b>Listings</b>	UL-Listed
<b>Dimming</b>	0-10V Dimmable, Phase/TRIAC
<b>Light Distribution</b>	Down Light

## Available Colors

2200K  
Amber White

2700K  
Incandescent White

3000K  
Warm White

4000K  
Natural White

6000K  
Bright White

CCT  
2700K - 6000K  
Tunable White

RGB + 2700K  
Color Changing +  
Warm White

RGB + 6000K  
Color Changing +  
Bright White


\*Custom Available Upon Request

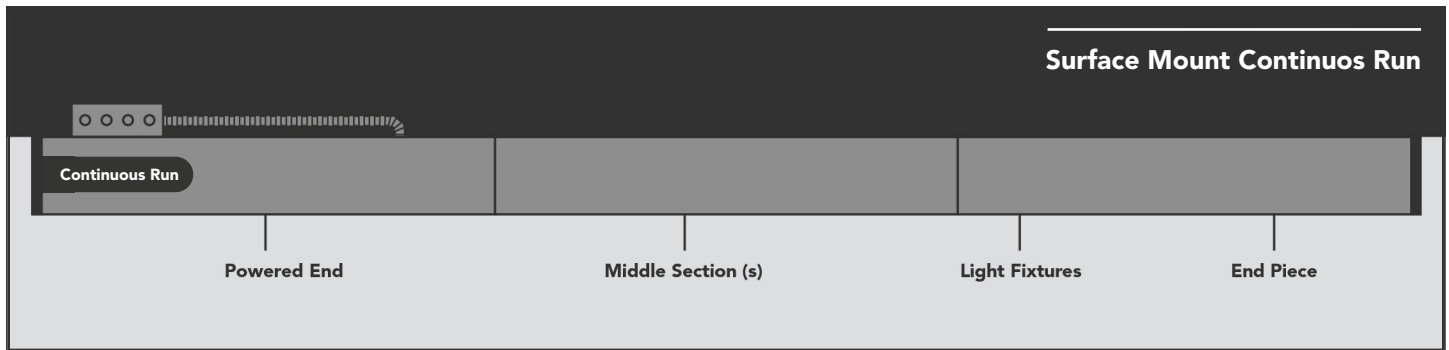
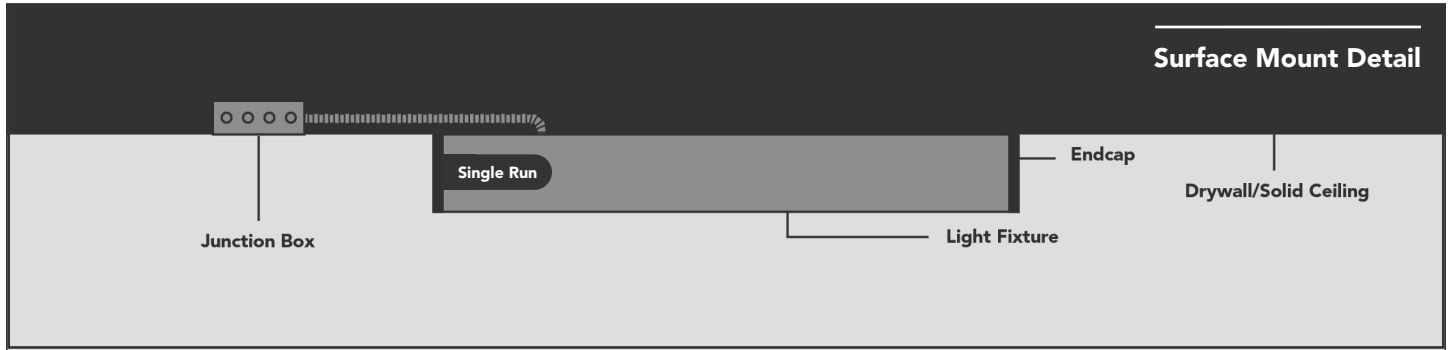
## Finish Options

Standard	Custom
<p>Satin Aluminum</p>	<p>Ruby Red RAL #3003</p> <p>Traffic Yellow RAL #1023</p>
	<p>Bright Orange RAL #2009</p> <p>Island Skye RAL #6027</p>
	<p>Beige RAL #1001</p> <p>Sky Blue RAL #5015</p>

\*Extended lead times for custom RAL finishes. Any RAL color can be selected in addition to the one shown

## Light Distribution





\*Fixtures do not include conduit, they have "knock-outs" to receive conduit

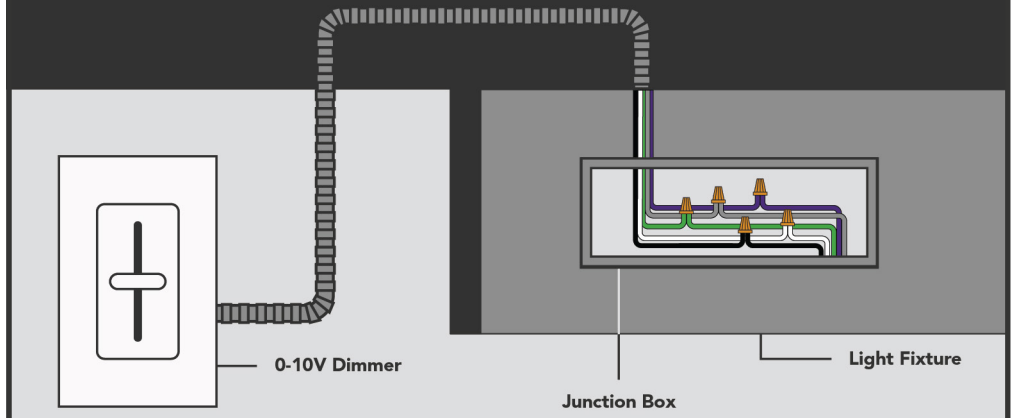
Standard Shapes			Custom Shapes				
L Configuration	Rectangle/Square Configuration	U Configuration	X Configuration	T Configuration	Hexagon Configuration	Triangle Configuration	Linear Abstract Configuration

\*More custom shapes are available upon request

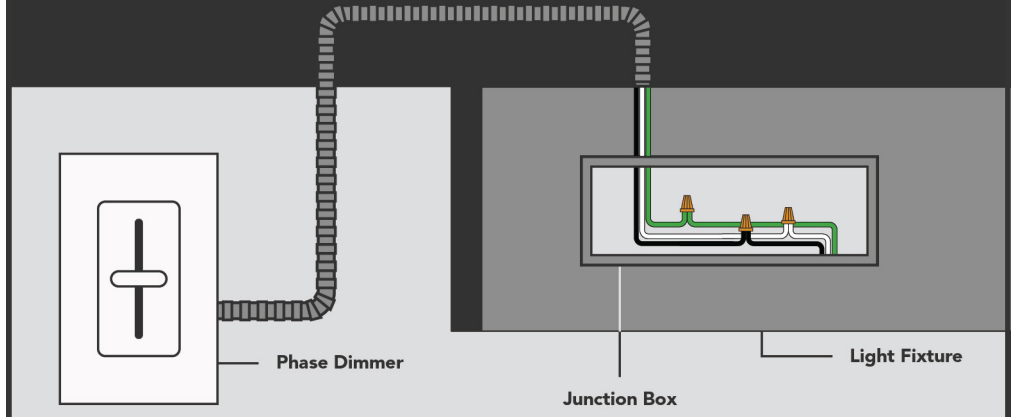
## Master Product Code Builder

Prefix	LVLB
Profile	P23C
<b>Finish</b>	
Satin Aluminum	leave blank
Matte Black	N/A
Matte White	N/A
Custom	C
<b>Output</b>	
621 Lumens/ft	SO
N/A	HO
<b>Size</b>	
2ft	24
4ft	46
6ft	68
8ft	90
Custom	enter in inches
Continuous	CR
Custom Shape	CS
<b>Color</b>	
2200K	AW
2700K	IW
3000K	WW
4000K	NW
6000K	BW
Custom	enter CCT value
RGB+6000K	RGBW
RGB+2700K	RGBWW
Tunable White	CCT
<b>CRI</b>	
80+	80
90+	90
<b>Mount Type</b>	
Surface	S
<b>Voltage</b>	
12VDC	leave blank
24VDC	24
<b>Dimming/Control</b>	
0-10V	leave blank
Phase/TRIAC	TRIAC
DMX	DMX
<b>Run Type</b>	
Single	leave blank
C/R Powered End	CRP
C/R Middle	CRM
C/R End Piece	CRE
NA	leave blank
<b>Shapes</b>	
NA	leave blank
Standard Shape	S/S
Custom Shape	C/S

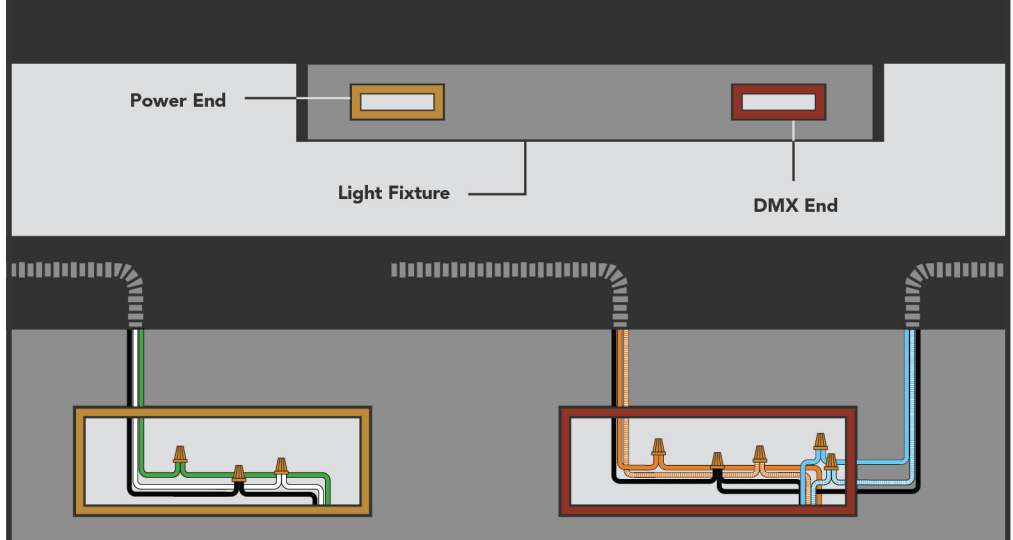
### 0-10V Dimmable (Standard)



### Phase/Triac Dimmable



### DMX Control Configuration



**Project Name**

**Ordering Form**

QTY	LVLBP23C	Finish	Output	Size	Color	CRI	Mount Type	Voltage	Dimming/Control	Emergency	Run Type	Shapes	Project Fixture Type
	LVLBP23C	BLK	50	90	WW	90	A						ST-5
	LVLBP23C												
	LVLBP23C												
	LVLBP23C												
	LVLBP23C												
	LVLBP23C												
	LVLBP23C												
	LVLBP23C												
	LVLBP23C												
	LVLBP23C												
	LVLBP23C												
	LVLBP23C												
	LVLBP23C												
	LVLBP23C												
	LVLBP23C												
	LVLBP23C												
	LVLBP23C												
	LVLBP23C												
	LVLBP23C												
	LVLBP23C												
	LVLBP23C												
	LVLBP23C												
	LVLBP23C												
	LVLBP23C												
	LVLBP23C												
	LVLBP23C												
	LVLBP23C												
	LVLBP23C												
	LVLBP23C												
	LVLBP23C												
	LVLBP23C												
	LVLBP23C												
	LVLBP23C												
	LVLBP23C												
	LVLBP23C												
	LVLBP23C												
	LVLBP23C												
	LVLBP23C												

**Custom Configuration Notes**